

PHILIPS

CertaDrive

LED driver



Datasheet

CertaDrive Panel drivers – Low Ripple

CertaDrive 36W 0.9A 40V 230V I

9290 034 20580

Single current LED drivers for essential lighting applications.

CertaDrive LED panel drivers are designed to fulfill the market need for panel lighting with reliable performance. The new generation CertaDrive LED panel drivers offer basic specifications with specific current and voltage settings which are easy to use for high volume applications.

Benefits

- Various Vout/Iout mix for high volume applications
- Comfort for eyes and assurance of camera-friendly performance
- Easy to design-in with single output current
- Independent-version housing design for stand-alone installations

Features

- 50,000 hours lifetime @Tc-life
- SELV output for simpler approval process and easy design-in
- Fast Time to Market
- Low ripple output current (4%) Application

Application

- Panel application for office and public areas
- For luminaires of protection class II

Electrical input data

Specification item	Value	Unit	Condition
Rated input voltage range	220...240	V _{ac}	Performance range
Rated input voltage	230	V _{ac}	
Rated input frequency range	50...60	Hz	Performance range
Rated input current	0.19	A	@ rated output power @ rated input voltage
Rated input power	40.5	W	@ rated output power @ rated input voltage
Nominal Power factor	0.98		
Total harmonic distortion	20	%	@ rated output power @ rated input voltage
Efficiency	89	%	
Input voltage AC range	202...254	V _{ac}	Operational range
Input frequency AC range	47.5...63	Hz	Operational range
Isolation input to output	SELV		

Electrical output data

Specification item	Value	Unit	Condition
Regulation method	Constant Current		
Output voltage	30...40	V _{dc}	
Output voltage max.	60	V	Maximum output voltage (rms)
Output current	0.9	A	
Output current tolerance ±	8	%	
Output current ripple LF	≤ 4	%	Ripple = peak to average, < 3kHz
Output current ripple HF	≤ 15	%	
Output P _{st} ^{LM}	≤ 0.1		In entire operating window
Output SVM	≤ 0.1		In entire operating window
Output power	27...36	W	

Electrical data controls input

Specification item	Value	Unit	Condition
Control method	Fixed		

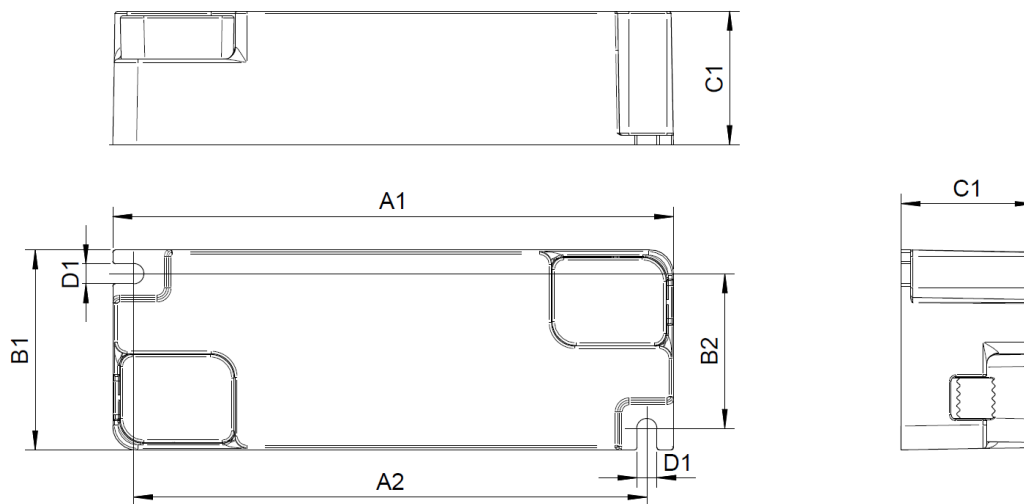
Wiring and Connections

Specification item	Value	Unit	Type
Input wire cross-section	0.75...1.5 / 18...16	mm ² / AWG	Type 250
Input wire strip length	8.5...9.5	mm	
Output wire cross-section	0.5...1.5 / 20...16	mm ² / AWG	Type 250
Output wire strip length	8.5...9.5	mm	
Maximum cable length	0.6	m	Total length of wiring including LED module, one way



Dimensions and weight

Specification item	Value	Unit	Tolerance (mm)
Length (A1)	118	mm	± 0.5
Mounting hole distance (A2)	108	mm	± 0.5
Width (B1)	42	mm	± 0.5
Width (B2)	32.5	mm	± 0.5
Height (C1)	28	mm	± 0.5
Mounting hole diameter (D1)	4.2	mm	± 0.3
Weight	85	gram	
Housing color	white		



Logistical data

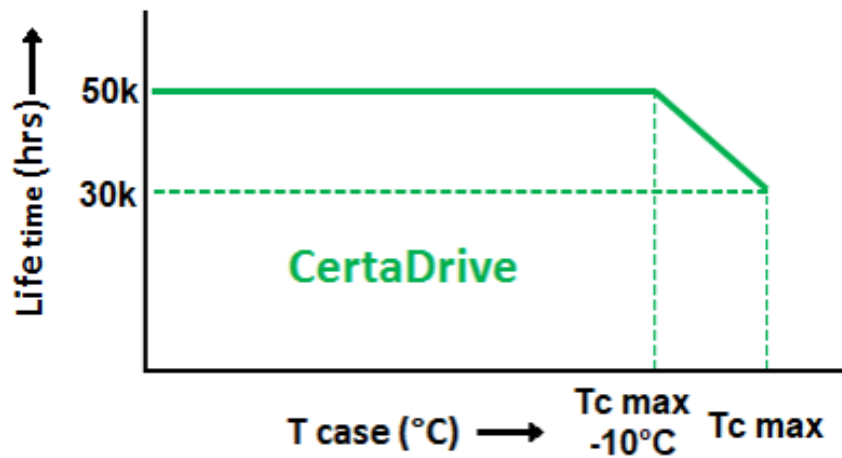
Specification item	Value
Product name	CertaDrive 36W 0.9A 40V 230V I
Logistic code 12NC	9290 034 20580
Pieces per box	105

Operational temperatures and humidity

Specification item	Value	Unit	Condition
Ambient temperature	-20...+40	°C	Higher ambient temperature allowed as long as T _{case-max} is not exceeded
T _{case-max}	75	°C	Maximum temperature measured at T _{case-point}
T _{case-life}	65	°C	Measured at T _{case-point}
Maximum housing temperature	130	°C	In case of a failure, inherent by design
Relative humidity	10...90	%	Non-condensing

Lifetime

Specification item	Value	Unit	Condition
Driver lifetime	50,000	hours	Measured temperature at Tcase-point is Tcase-max -10 degrees. Maximum failures = 10%



Storage temperature and humidity

Specification item	Value	Unit	Condition
Ambient temperature	-25...+85	°C	
Relative humidity	5...95	%	Non-condensing

Programmable features

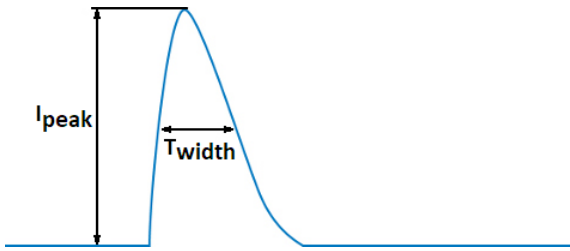
Specification item	Available	Default setting	Condition
LED Module Temperature Protection (MTP)	No		
Driver Temperature Limit (DTL)	No		
Constant Light Output (CLO)	No		
DC emergency (DCemDim)	No		
Energy metering (DALI part 252)	No		
Diagnostics	No		

Features

Specification item	Value	Condition
Open load protection	Yes	Automatic recovering
Short circuit protection	Yes	Automatic recovering
Over power protection	Yes	Automatic recovering
Hot wiring	No	
Suitable for fixtures with protection class	II	per IEC60598

Inrush current

Specification item	Value	Unit	Condition
Inrush current	30	A	Input voltage 230V
Inrush peak width	110	μ s	Input voltage 230 V, measured at 50% height
Drivers / MCB 16A type B	≤ 30	pcs	Indicative value at 230V



Please refer to the driver design in guide if you use other MCB-types.

Driver touch current / protective conductor current / earth leakage current

Specification item	Value	Unit	Condition
Typical Touch Current (ins. Class II)	0.7	mA peak	Acc. IEC61347-1. LED module contribution not included

Surge immunity

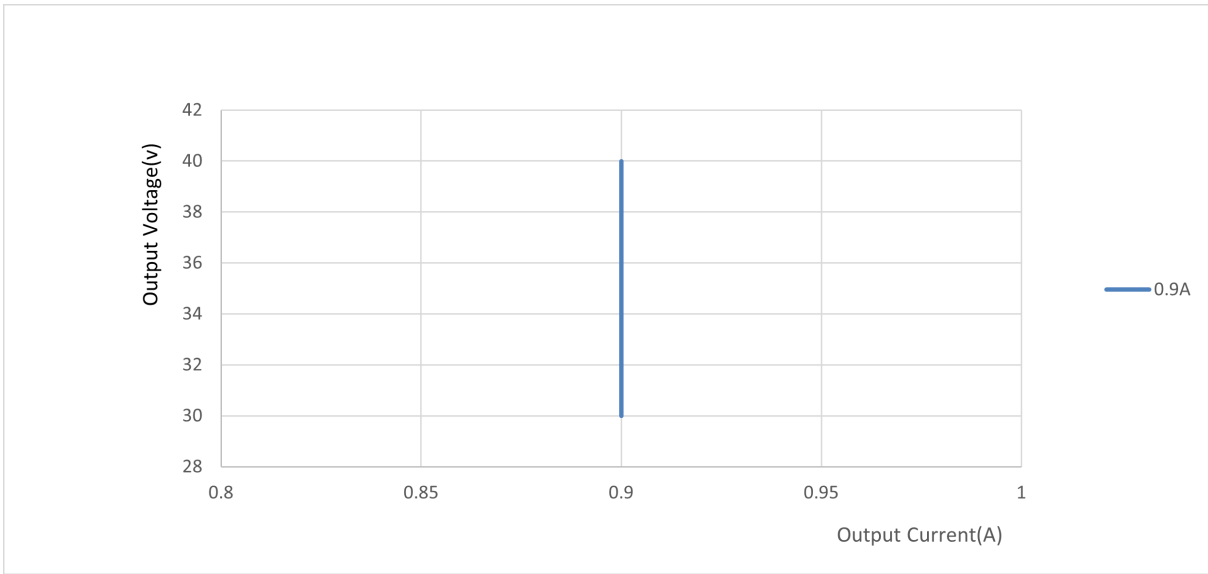
Specification item	Value	Unit	Condition
Mains surge immunity (diff. mode)	1	kV	Acc. IEC61000-4-5. 2 Ohm, 1.2/50us, 8/20us
Mains surge immunity (comm. mode)	2	kV	Acc. IEC61000-4-5. 12 Ohm, 1.2/50us, 8/20us

Application Info

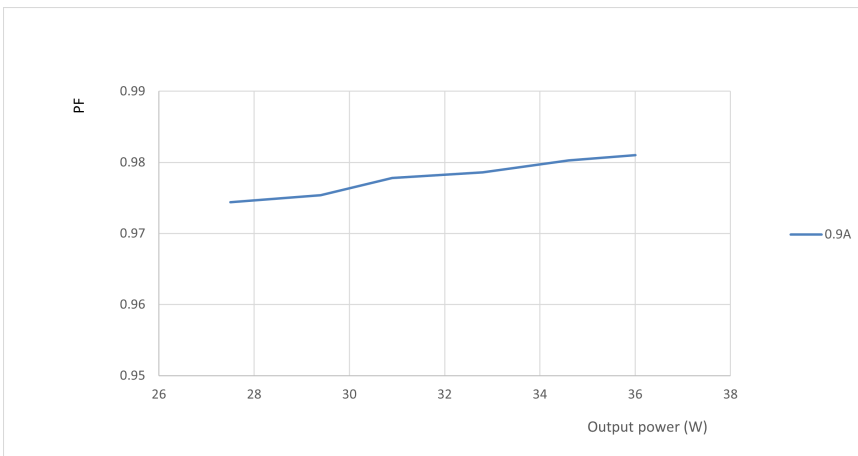
Specification item	Value
Approval marks and Certifications	CB / CCC / CE / EAC / ENEC / SELV / TISI / UKCA
Ingress Protection classification (IP)	20
Noise and hum dB(A)	20

Graphs

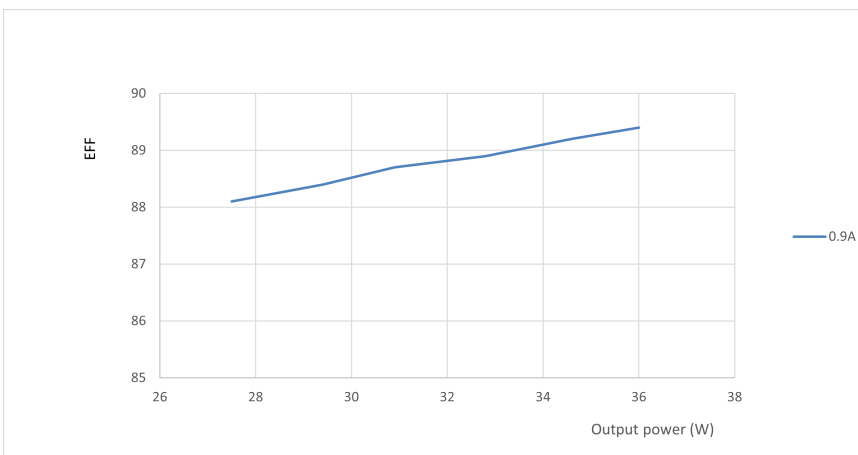
Operating window



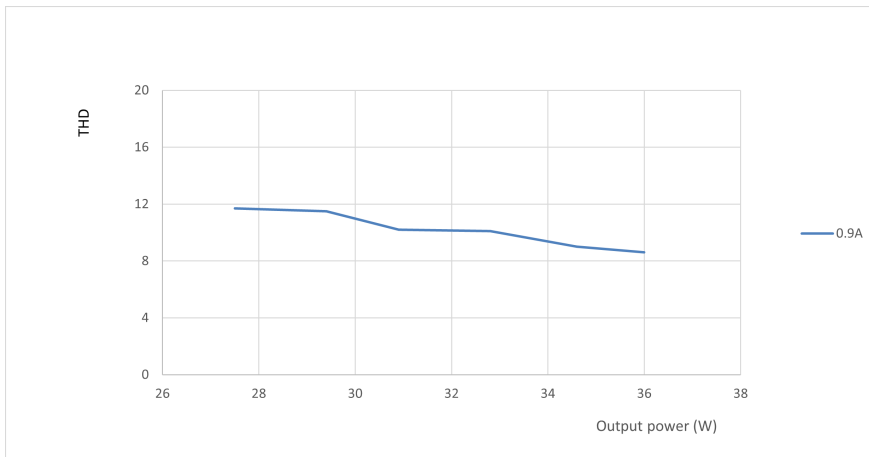
Power factor versus output power



Efficiency versus output power

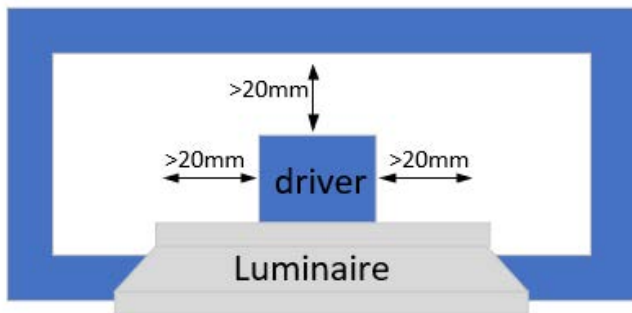


THD versus output power



Notes

This driver only can be used with the LED panel, and refer to the following installation instruction:



©2022 Signify Holding, IBRS 10461, 5600 VB, NL. All rights reserved.
UK importer address: Signify Commercial UK Limited, 3, Guildford Business Park, GU2 8XG.

The information provided herein is subject to change without notice. Signify does not give any representation or warranty as to the accuracy or completeness of the information included herein and shall not be liable for any action in reliance thereon. The information presented in this document is not intended as any commercial offer and does not form part of any quotation or contract, unless otherwise agreed by Signify.

Philips and the Philips Shield Emblem are registered trademarks of Koninklijke Philips N.V. All other trademarks are owned by Signify Holding or their respective owners.

Date of release: June 17, 2022 v5

www.philips.com/oem