

METAL LEAFLET CLIP-IN

F-CLIP ACCESS SYSTEM 02

Q-CLIP SYSTEM 09

R-CLIP SYSTEM 16

S-CLIP F SYSTEM 23

T-CLIP F SYSTEM 30

D-CLIP SYSTEM 41

Metal
product



F-CLIP ACCESS SYSTEM

Corridor ceilings

Inspiring Great Spaces™

Armstrong®



BENEFITS

- Free-span solution
- Rectangular panel, adapted to corridor or circulation area width
- Various perimeter trim solutions for a clean aesthetic finish
- Meets visual and individual project requirements

- Easy, quick access to ceiling void due to the swing-down Access function
- Downwardly demountable with the use of an extraction tool for access to the ceiling void

APPLICATION AREA

- Corridors where the panels simply span between walls.

F-CLIP ACCESS SYSTEM

CORRIDOR CEILINGS

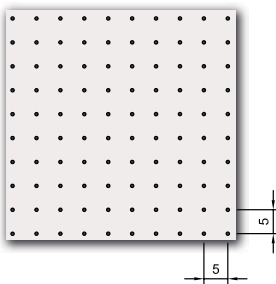
SPECIFICATION

System	Armstrong ceiling system F-Clip Access, Clip-In solution with concealed grid, suspension height min. 90mm Up to 90 mm shadow gap between wall and panel
Panel material	galvanised steel sheet panel width up to 400 mm 0.6 mm panel width from 401 mm 0.7 mm (aluminium or further materials on request)
Coating	RAL 9010 pure white post-coated powder painted visible surface, other RAL or NCS colours on request
Execution*	rectangular panel square edged long sides CA / DA (40 mm) short sides E6 / F6 (38 mm)
Gap solution	0 mm gap on long side, without gasket
Acoustic inlay	Black non-woven acoustic fleece as standard. Other options available on request.
Configurable dimensions	panel length (A) 600 - 2500 mm panel width (B) 275 - 600 mm
Grid system	half DP12 A-Bar fixed by wall bracket to the wall
Service integration	standard round or rectangular cut-outs plus customised options on request

* For further information about the edge detail execution of metal tiles, please see the Metal Edge Detail Execution datasheet

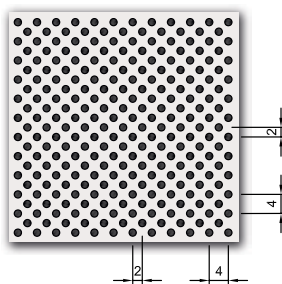


STANDARD PERFORATION PATTERNS



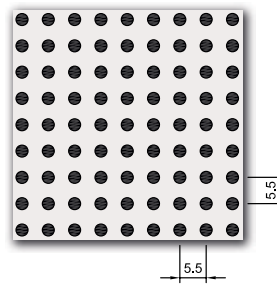
Extra Microperforation Rg 0701

Hole diameter: 0.7 mm
Open area: 1.5 %



Microperforation Rd 1522

Hole diameter: 1.5 mm
Open area: 22%



Standard Perforation Rg 2516

Hole diameter: 2.5 mm
Open area: 16%

Other perforation patterns available on request.

ACOUSTIC PERFORMANCE

Metal ceiling systems have been tested for their acoustic performance in terms of sound absorption, sound attenuation and sound reduction. These performance values will depend upon the perforation and the acoustic infill. Please contact us for more information on the available factory fitted acoustic options.

THERMAL CONDUCTIVITY

(λ) W/mK

50.0 : Steel

0.04 : Acoustic fleece

HUMIDITY EXPOSURE

Up to 95% RH (for short term exposure).

SERVICES INTEGRATION

Metal panels can be supplied with factory produced cut outs and apertures for the integration of building services equipment.

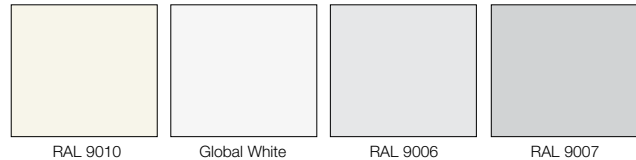
CLEANING

Dust should be removed from the painted surface by wiping with a clean soft cloth. More stubborn marks should be removed with a mild household detergent in warm water. Excessive use of water should be avoided. The use of abrasive cleaners of the painted surface is not recommended.

COLOUR

Standard colours

RAL 9010	20% gloss
Global White	12% gloss
RAL 9006	30% gloss
RAL 9007	30% gloss



Special colours

Other RAL and NCS colours available on request

QUALITY STANDARD








Armstrong is a certified **EN ISO 9001:2008** Quality Assumed Manufacturer. All Armstrong ceiling and grid systems are manufactured to the relevant tolerances and quality standards appropriate to material. Where differences exist between this and any expressed or implied architectural specifications or requirements then Armstrong's manufacturing standards will prevail unless stated otherwise.

ENVIRONMENTAL

Our metal panels have an average of up to 30% recycling content. Our European manufacturing plants are certified to:

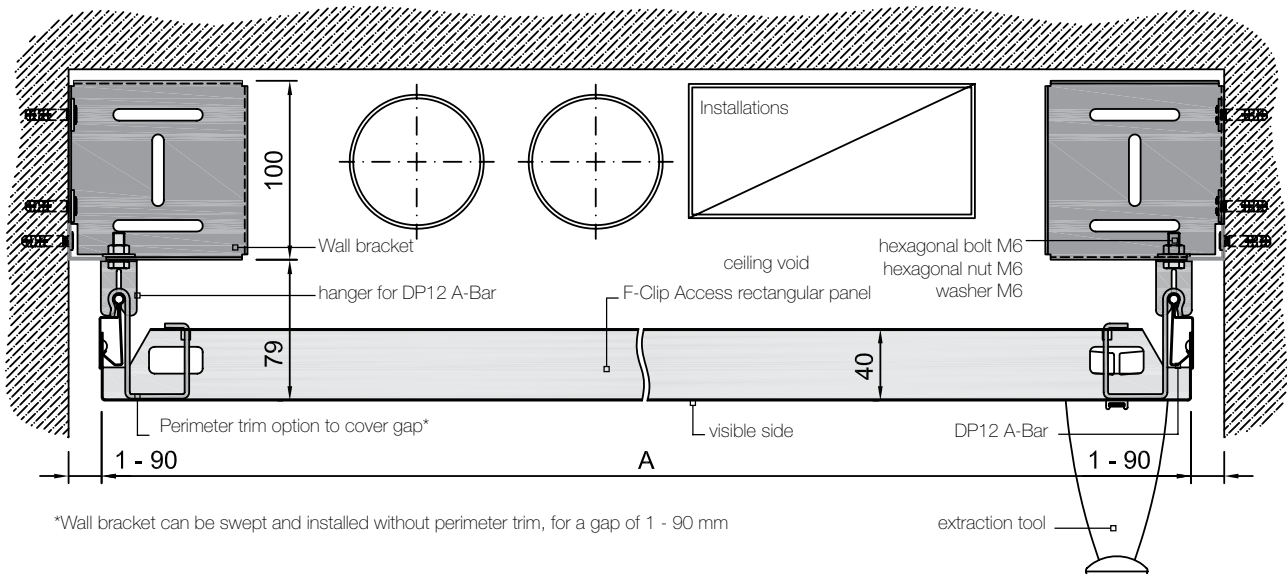
ISO 14001:2004 + Cor. 1:2009

Armstrong is a member of TAIM (Technical Association of Industrial Metal Ceilings).

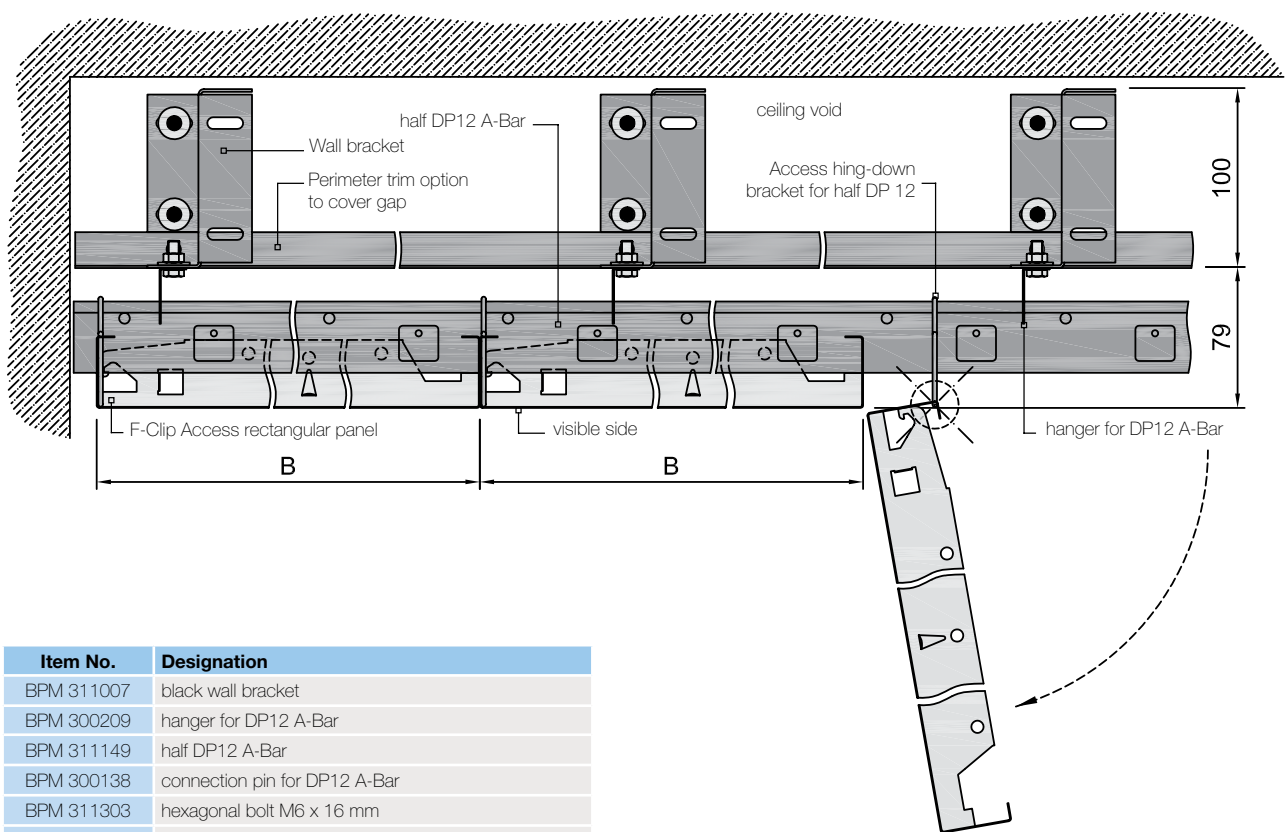
	Sustainability		Acoustics					Safe & Healthy				
			α_w up to	Sound absorption class	NRC up to	Dncw / Dnfw (dB) up to	Rw (dB) up to					
	Recycled content (%)	Light reflectance (%)						Fire reaction	Humidity Resistance (%) up to	Cleanability	Bioguard paint option	Scratch resistance
Extra Microperforation Rg 0701 (2)	up to 30	80	0.55(L)	D	0.65	21	10	A2-s2, d0	95	wipeable moist cloth (3)	✓	✓
Microperforation Rd 1522 (2)	up to 30	65	0.70	C	0.70	16	6	A2-s2, d0	95	wipeable moist cloth (3)		✓
Standard Perforation Rg 2516 (2)	up to 30	70	0.75(L)	C	0.80	18	8	A2-s2, d0	95	wipeable moist cloth (3)		✓
Plain / Unperforated (1)	up to 30	85	0.10(L)	Not Classified	0.10	44	19	A1	95	scrubbable	✓	✓
Premium OP19	up to 30	depends on perforation	1.00	A	0.90	31	15	A2-s2, d0	95	wipeable moist cloth		✓

(1) RAL 9010 colour, without acoustic inlay. (2) RAL 9010 colour, with black acoustic fleece glued on rear. (3) Wipeable moist cloth for perforated tiles with fleece. Scrubbable for plain tiles or perforated tiles without fleece.

CROSS-SECTION

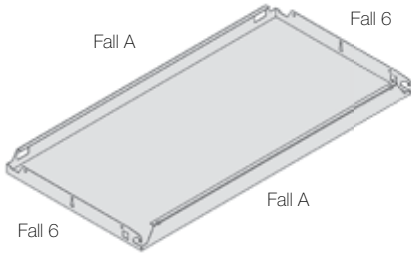


LONGITUDINAL-SECTION

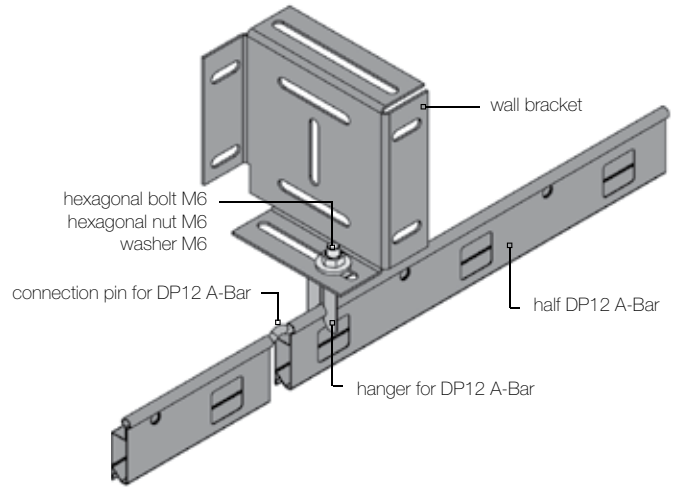


Item No.	Designation
BPM 311007	black wall bracket
BPM 300209	hanger for DP12 A-Bar
BPM 311149	half DP12 A-Bar
BPM 300138	connection pin for DP12 A-Bar
BPM 311303	hexagonal bolt M6 x 16 mm
BPM 311103	hexagonal nut M6
BPM 311305	washer M6 18 x 1.6 mm
BPM300189	access hinge-down bracket for half DP12 A-Bar
BPM 300106	security clip
BPM 311028	extraction tool

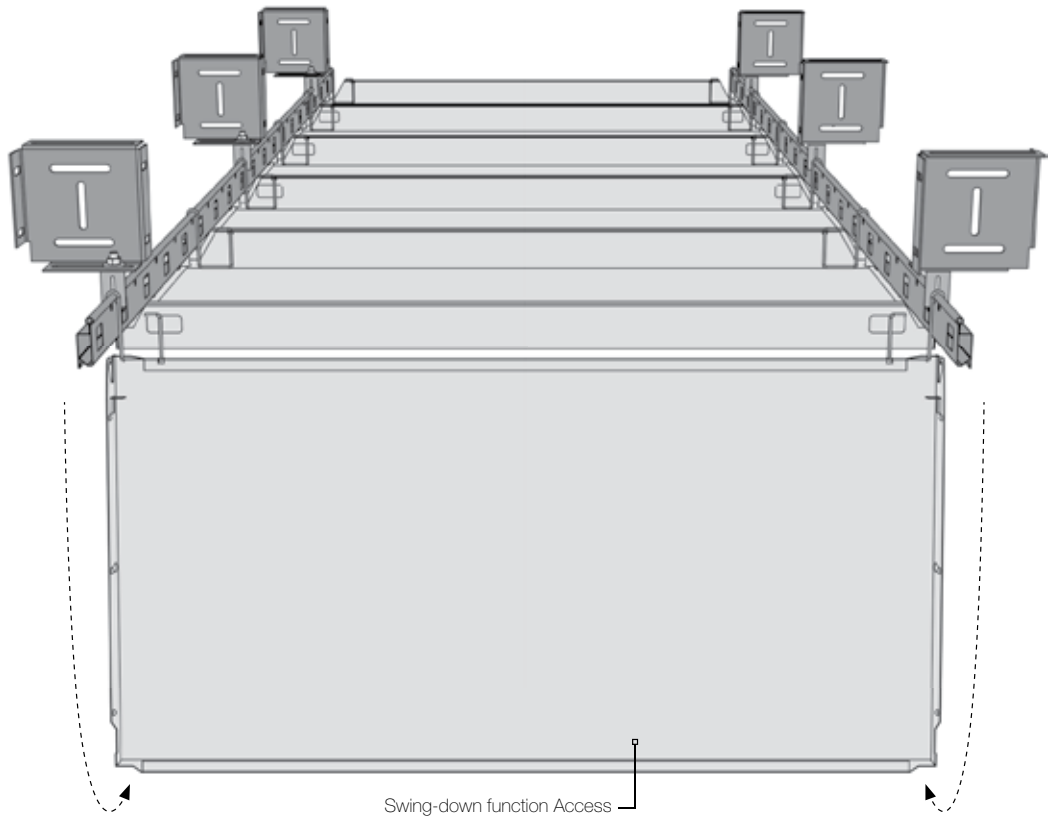
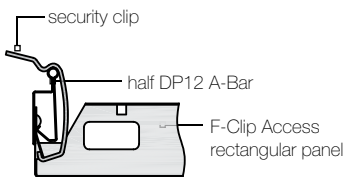
Detail A F-Clip Access rectangular panel



Detail B grid system



Detail C security clip



For further information about the edge detail execution of metal tiles, please see the Metal Edge Detail Execution datasheet



Metal
product

Q-CLIP SYSTEM
Square tiles

Inspiring Great Spaces™

Armstrong®



BENEFITS

- Concealed grid system for a monolithic ceiling surface
- Downwardly demountable with the use of an extraction tool for access to the ceiling void.

- Cost effective
- Solution with optional swing-down "Window" function

APPLICATION AREA

- Used in a variety of ceiling areas: from small service rooms to large commercial office buildings and major transportation terminals.

Q-CLIP SYSTEM


SQUARE TILES

SPECIFICATION

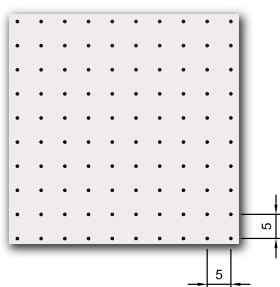
System	Armstrong ceiling system Q-Clip, Clip-In solution with concealed grid, with optional swing-down "Window" function, suspension height min. 100 mm
Tile material	galvanised steel sheet 0.5 mm (aluminium or further materials on request)
Coating	RAL 9010 pure white post-coated powder painted visible surface, other RAL or NCS colours on request
Execution*	Q-Clip: square tile square edged Q-Clip F: square tile bevel edged 3 mm
Gap solution	0 mm gap, without gasket
Acoustic inlay	Black non-woven acoustic fleece as standard. Other options available on request.
Standard modules	Q-Clip: 600 x 600 mm 625 x 625 mm Q-Clip F: 500 x 500 mm 600 x 600 mm 600 x 300 mm (no "Window" function) 625 x 625 mm 625 x 312.5 mm (no "Window" function)
Grid system	U-profile + DP12 A-Bar, security clip optional available, further suspension methods on request

* For further information about the edge detail execution of metal tiles, please see the Metal Edge Detail Execution datasheet

Perimeter solution	Range of standards trims in steel and aluminium plus custom bulkheads available.
Service integration	standard round or rectangular cut-outs plus customized options on request.
Special capabilities	- secured exterior ceiling solution - seismic ceiling solution - clean room ceiling solution - can be combined with other Armstrong products

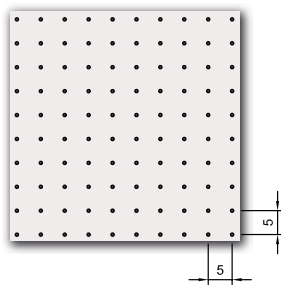


STANDARD PERFORATION PATTERNS



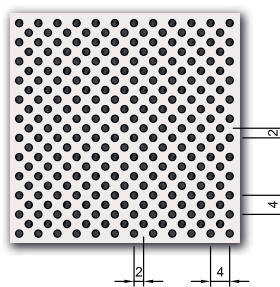
Ultra Microperforation Rg 0501

Hole diameter: 0.5 mm
Open area: 0.64 %



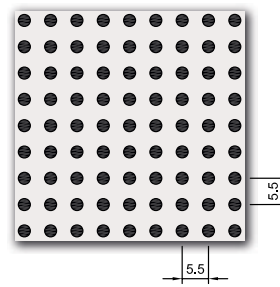
Extra Microperforation Rg 0701

Hole diameter: 0.7 mm
Open area: 1.5 %



Microperforation Rd 1522

Hole diameter: 1.5 mm
Open area: 22%



Standard Perforation Rg 2516

Hole diameter: 2.5 mm
Open area: 16%

Other perforation patterns available on request.

ACOUSTIC PERFORMANCE

Metal ceiling systems have been tested for their acoustic performance of sound absorption. All perforated products can be supplied with a variety of factory fitted acoustic infill options. Please contact us for more information.

THERMAL CONDUCTIVITY

(λ) W/mK

50.0 : Steel

0.04 : Acoustic fleece

HUMIDITY EXPOSURE

Up to 95% RH (for short term exposure).

SERVICES INTEGRATION

Metal panels can be supplied with factory produced cut outs and apertures for the integration of building services equipment.

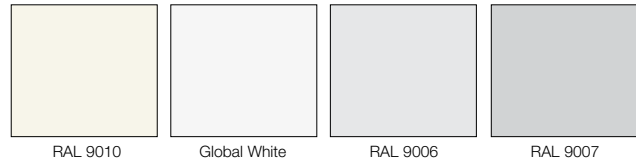
CLEANING

Dust should be removed from the painted surface by wiping with a clean soft cloth. More stubborn marks should be removed with a mild household detergent in warm water. Excessive use of water should be avoided. The use of abrasive cleaners of the painted surface is not recommended.

COLOUR

Standard colours

RAL 9010	20% gloss
Global White	12% gloss
RAL 9006	30% gloss
RAL 9007	30% gloss



Special colours

Other RAL and NCS colours available on request

QUALITY STANDARD








Armstrong is a certified **EN ISO 9001:2008** Quality Assumed Manufacturer. All Armstrong ceiling and grid systems are manufactured to the relevant tolerances and quality standards appropriate to material. Where differences exist between this and any expressed or implied architectural specifications or requirements then Armstrong's manufacturing standards will prevail unless stated otherwise.

ENVIRONMENTAL

Our metal panels have an average of up to 30% recycling content. Our European manufacturing plants are certified to:

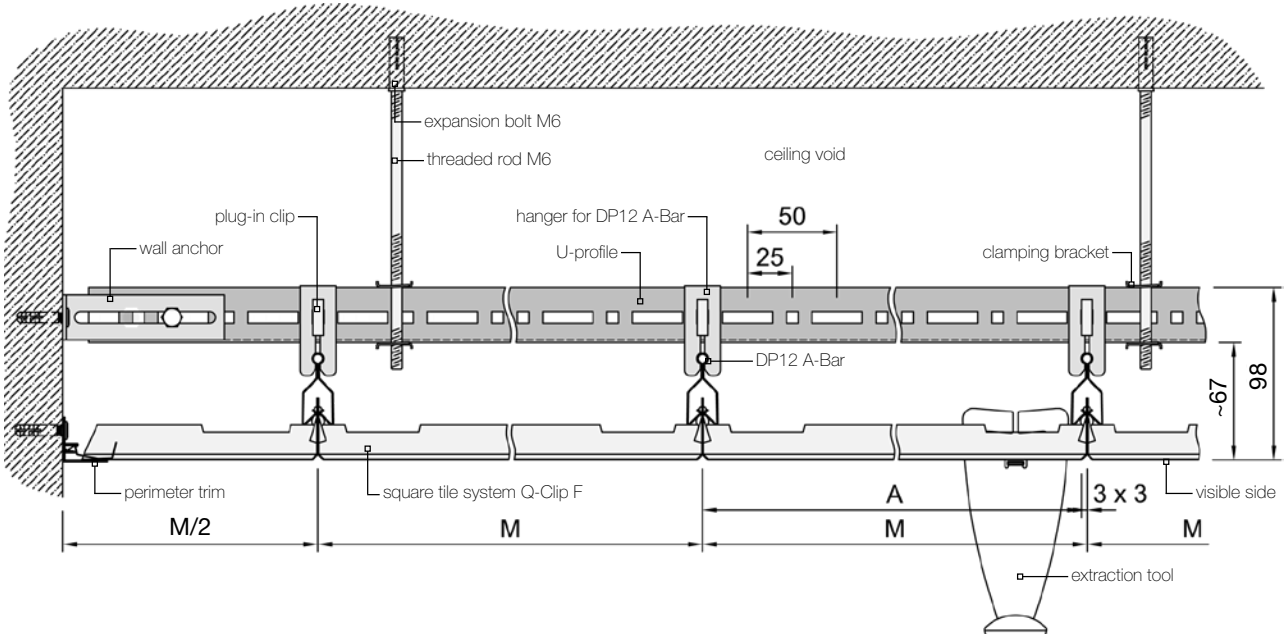
ISO 14001:2004 + Cor. 1:2009

Armstrong is a member of TAIM (Technical Association of Industrial Metal Ceilings).

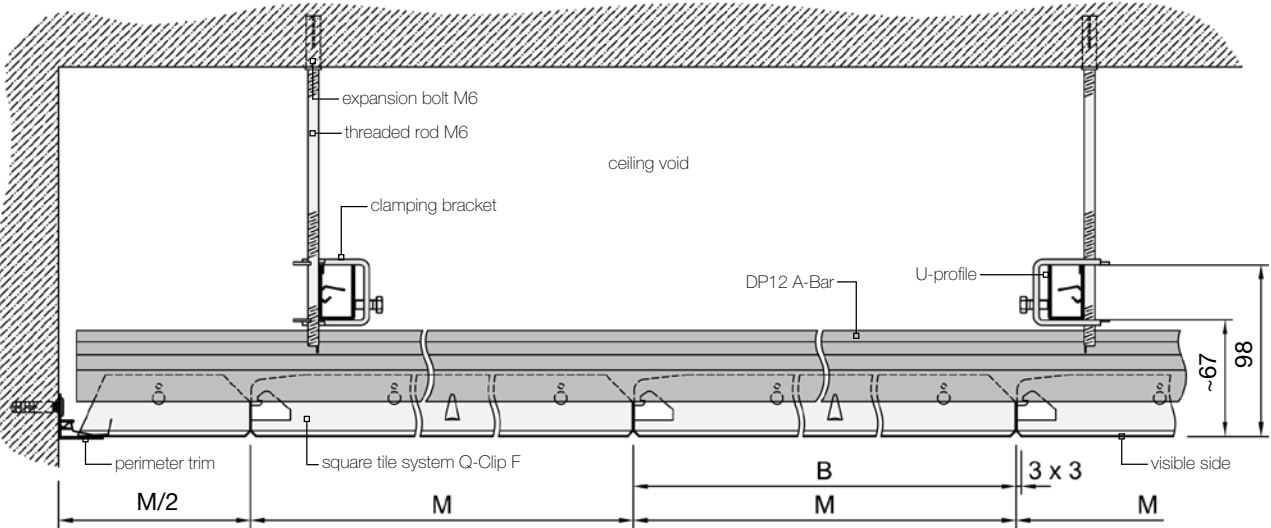
	Sustainability		Acoustics					Safe & Healthy				
	 ISO 14021 Recycled content (%)	 Light reflectance (%)	α_w up to	Sound absorption class	NRC up to	Dncw / Dnfw (dB) up to	Rw (dB) up to	 Fire reaction	 Humidity Resistance (%) up to	 Cleanability	 Bioguard paint option	 Scratch resistance
Ultra Microperforation Rg 0501 (1)	up to 30	83	0.45(L)	D	0.55	18	8	A1	95	scrubbable	✓	✓
Extra Microperforation Rg 0701 (2)	up to 30	80	0.55(L)	D	0.65	21	10	A2-s2, d0	95	wipeable moist cloth (3)	✓	✓
Microperforation Rd 1522 (2)	up to 30	65	0.70	C	0.70	16	6	A2-s2, d0	95	wipeable moist cloth (3)		✓
Standard Perforation Rg 2516 (2)	up to 30	70	0.75(L)	C	0.80	18	8	A2-s2, d0	95	wipeable moist cloth (3)		✓
Plain / Unperforated (1)	up to 30	85	0.10(L)	Not Classified	0.10	44	19	A1	95	scrubbable, high pressure water cleaning (4)	✓	✓

(1) RAL 9010 colour, without acoustic inlay. (2) RAL 9010 colour, with black acoustic fleece glued on rear. (3) Wipeable moist cloth for perforated tiles with fleece. Scrubbable for plain tiles or perforated tiles without fleece. (4) Only for plain Clip-In systems with silicone sealed joints (reduced water pressure to the minimum).

CROSS-SECTION Q-CLIP F

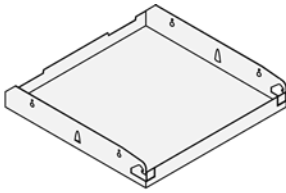


LONGITUDINAL-SECTION Q-CLIP F

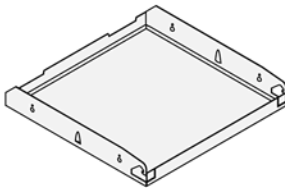


M = module size / A = tile length / B = tile width

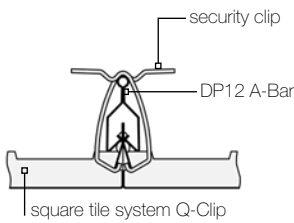
Detail A Q-Clip square tile



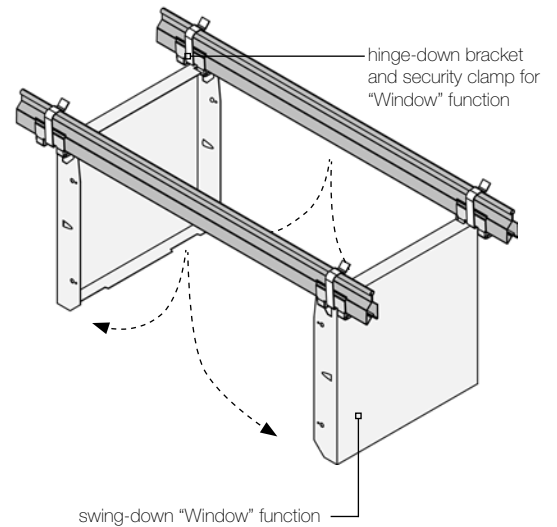
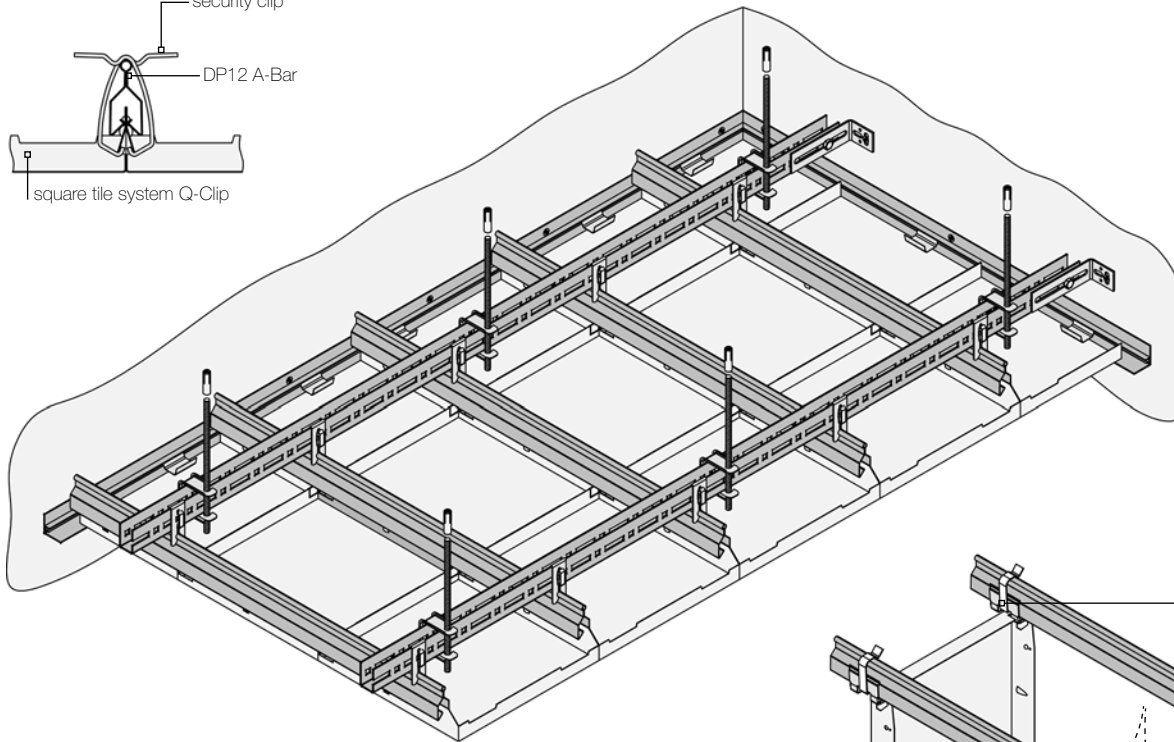
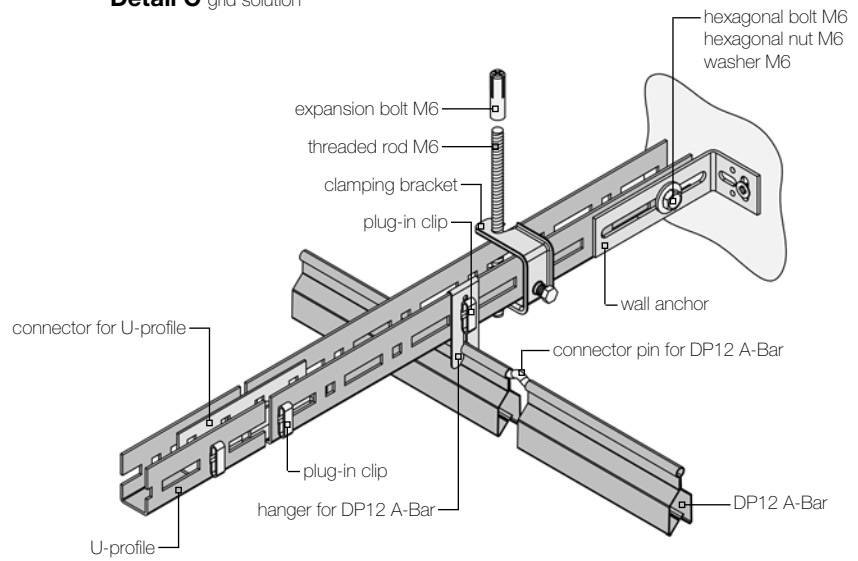
Detail B Q-Clip F square tile



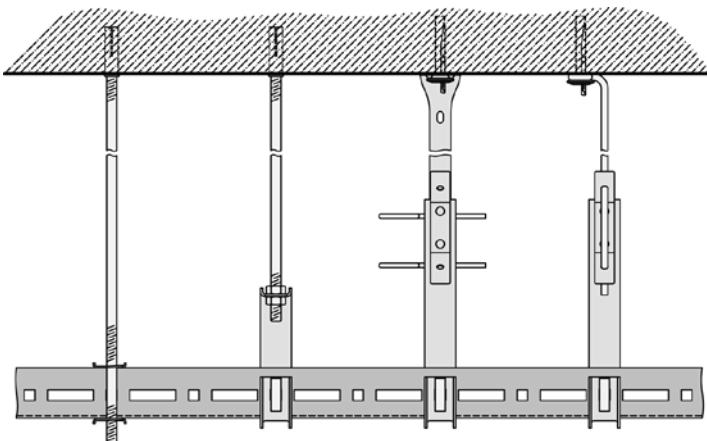
Detail D security clip



Detail C grid solution



Detail E suspension methods



clamping bracket with threaded rod U-profile hanger with threaded rod combi Nonius hanger with Nonius to part combi Nonius hanger with eye wire

For further information about the edge detail execution of metal tiles, please see the Metal Edge Detail Execution datasheet


Metal
product

R-CLIP SYSTEM

Rectangular panels / planks

Inspiring Great Spaces™

Armstrong®



BENEFITS

- Versatile system and simple design
- Concealed grid for a monolithic effect
- Excellent acoustic performance
- Ease of installation (alignment) and fully demountable
- Easy access to the ceiling void
- Maintenance friendly system
- Downwardly demountable with the use of an extraction tool for access to the ceiling void

APPLICATION AREA

- Suitable for large open plan / circulation areas.

R-CLIP SYSTEM

RECTANGULAR PANELS / PLANKS

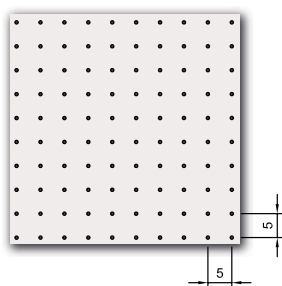
SPECIFICATION

System	Armstrong ceiling system R-Clip, Clip-In solution with concealed grid, with optional swing-down "Window" function, suspension height min. 100 mm
Panel material	galvanised steel sheet R-Clip: panel width up to 400 mm 0.6 mm panel width from 401 mm 0.7 mm R-Clip F: panel length 1200 mm 0.5 mm panel length 1800 mm 0.6 mm (aluminium or further materials on request)
Coating	RAL 9010 pure white post-coated powder painted visible surface, other RAL or NCS colours on request.
Execution*	R-Clip rectangular panel square edged long sides CA / DA (40 mm) short sides E6 / F6 (38 mm) R-Clip F rectangular panel bevel edged 3 mm long sides CC / DC (35 mm) short sides E6 / F6 (38 mm)
Gap solution	0 mm gap, without gasket
Acoustic inlay	Black non-woven acoustic fleece as standard. Other options available on request.

* For further information about the edge detail execution of metal tiles, please see the Metal Edge Detail Execution datasheet

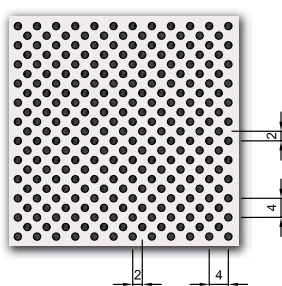
Standard modules	R-Clip 1500 x 312.5 mm 1500 x 400 mm 2000 x 312.5 mm 2000 x 400 mm 2500 x 312.5 mm 2500 x 312.5 mm R-Clip F: 1200 x 300 mm 1200 x 600 mm 1800 x 400 mm
Configurable dimensions	R-Clip: panel length (A) 600 - 2500 mm panel width (B) 275 - 600 mm
Grid system	U-profile + DP12 A-Bar, security clip optional available, further suspension methods on request.
Perimeter solution	Range of standards trims in steel and aluminium plus custom bulkheads available.
Service integration	standard round or rectangular cut-outs plus customised options on request.
Special capabilities	- secured exterior ceiling solution - can be combined with other Armstrong products - clean room ceiling solution (R-Clip F)

STANDARD PERFORATION PATTERNS



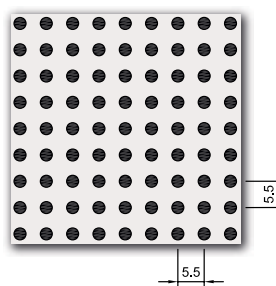
Extra Microperforation Rg 0701

Hole diameter: 0.7 mm
Open area: 1.5 %



Microperforation Rd 1522

Hole diameter: 1.5 mm
Open area: 22%



Standard Perforation Rg 2516

Hole diameter: 2.5 mm
Open area: 16%

Other perforation patterns available on request.

ACOUSTIC PERFORMANCE

Metal ceiling systems have been tested for their acoustic performance in terms of sound absorption, sound attenuation and sound reduction. These performance values will depend upon the perforation and the acoustic infill. Please contact us for more information on the available factory fitted acoustic options.

THERMAL CONDUCTIVITY

(λ) W/mK

50.0 : Steel

0.04 : Acoustic fleece

HUMIDITY EXPOSURE

Up to 95% RH (for short term exposure).

SERVICES INTEGRATION

Metal panels can be supplied with factory produced cut outs and apertures for the integration of building services equipment.

CLEANING

Dust should be removed from the painted surface by wiping with a clean soft cloth. More stubborn marks should be removed with a mild household detergent in warm water. Excessive use of water should be avoided. The use of abrasive cleaners of the painted surface is not recommended.

COLOUR

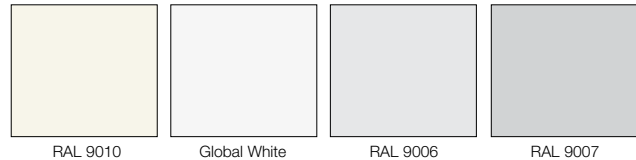
Standard colours

RAL 9010 20% gloss

Global White 12% gloss

RAL 9006 30% gloss

RAL 9007 30% gloss



Special colours

Other RAL and NCS colours available on request

QUALITY STANDARD







Armstrong is a certified **EN ISO 9001:2008** Quality Assured Manufacturer. All Armstrong ceiling and grid systems are manufactured to the relevant tolerances and quality standards appropriate to material. Where differences exist between this and any expressed or implied architectural specifications of requirements then Armstrong's manufacturing standards will prevail unless stated otherwise.

ENVIRONMENTAL

Our metal panels have an average of up to 30% recycling content. Our European manufacturing plants are certified to:

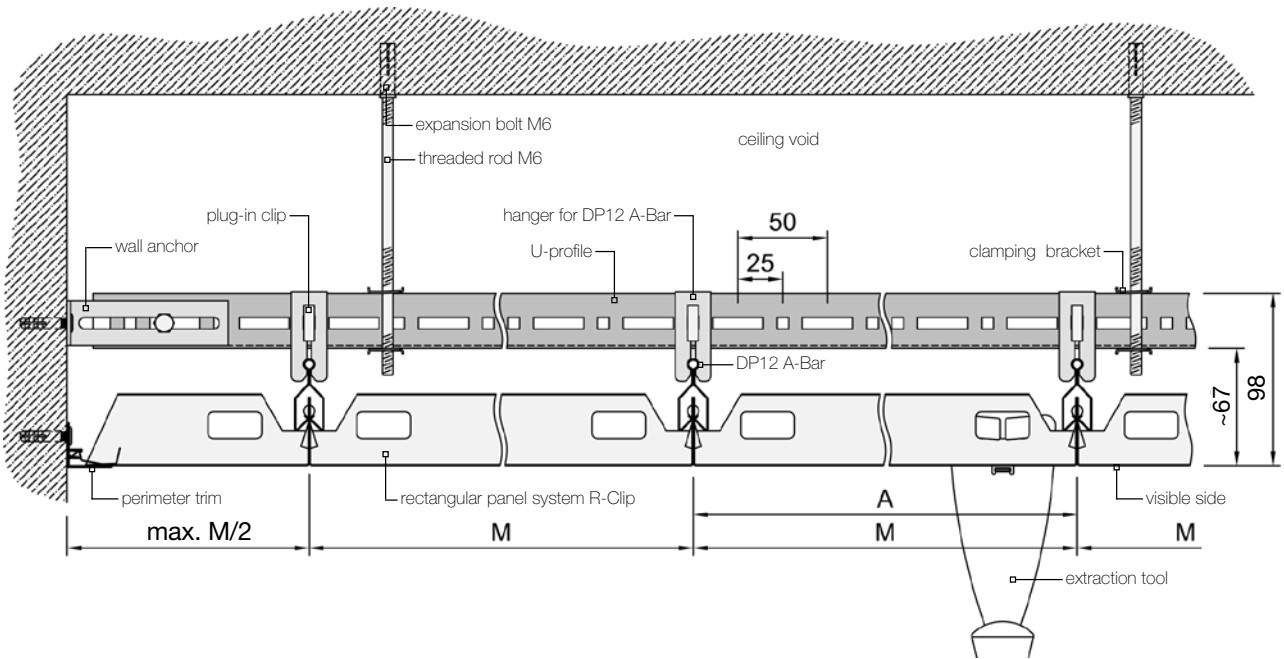
ISO 14001:2004 + Cor. 1:2009

Armstrong is a member of TAIM (Technical Association of Industrial Metal Ceilings).

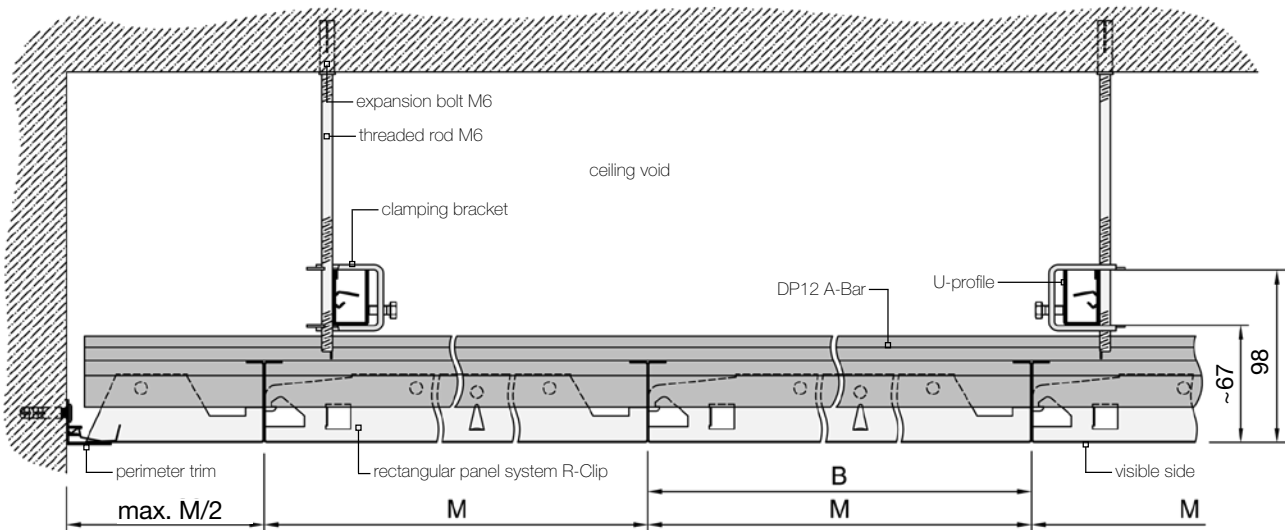
Sustainability		Acoustics						Safe & Healthy					
													
ISO 14021													
Recycled content (%)	Light reflectance (%)	α_w up to	Sound absorption class	NRC up to	Dncw / Dnfw (dB) up to	Rw (dB) up to	Fire reaction	Humidity Resistance (%) up to	Cleanability	Bioguard paint option	Air quality	Scratch resistance	
Extra Microperforation Rg 0701 (2)	up to 30	80	0.55(L)	D	0.65	21	10	A2-s2, d0	95	wipeable moist cloth (3)	✓	✓	
Microperforation Rd 1522 (2)	up to 30	65	0.70	C	0.70	16	6	A2-s2, d0	95	wipeable moist cloth (3)		✓	
Standard Perforation Rg 2516 (2)	up to 30	70	0.75(L)	C	0.80	18	8	A2-s2, d0	95	wipeable moist cloth (3)		✓	
Plain / Unperforated (1)	up to 30	85	0.10(L)	Not Classified	0.10	44	19	A1	95	scrubbable, high pressure water cleaning (4)	✓	ISO 5 (5)	✓
Premium B15 (5)	up to 30	depends on perforation	0.65	C	0.60	41	20	A2-s1, d0	95	wipeable moist cloth			✓
Premium OP19 (5)	up to 30	depends on perforation	1.00	A	0.90	31	15	A2-s2, d0	95	wipeable moist cloth			✓

(1) RAL 9010 colour, without acoustic inlay. (2) RAL 9010 colour, with black acoustic fleece glued on rear. (3) Wipeable moist cloth for perforated tiles with fleece. Scrubbable for plain tiles or perforated tiles without fleece. (4) Only for plain Clip-In systems with silicone sealed joints (reduced water pressure to the minimum). (5) Available only for R-Clip F.

CROSS-SECTION R-CLIP



LONGITUDINAL-SECTION R-CLIP

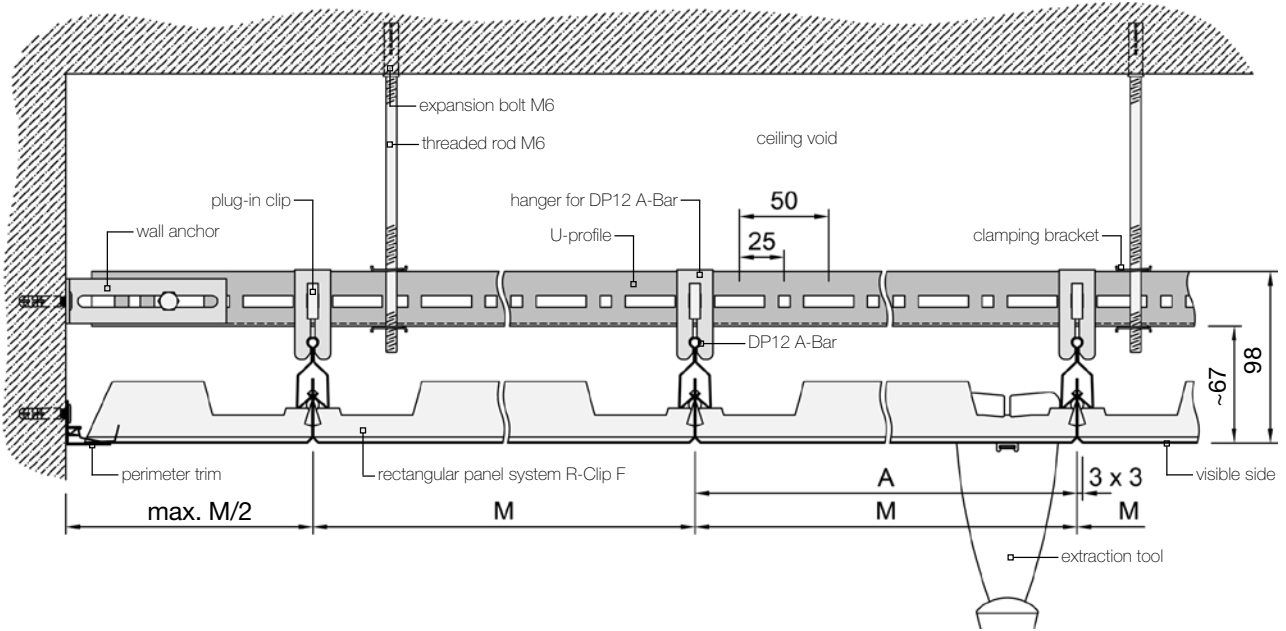


M = module size / A = panel length / B = panel width

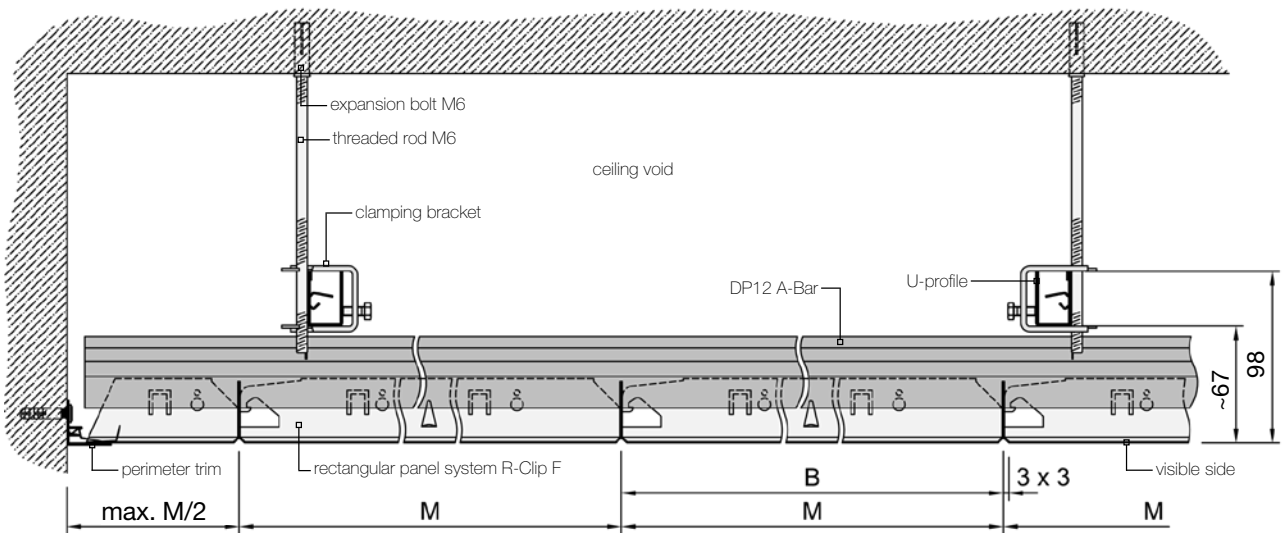
Item No.	Designation
BPM 300100	U-profile
BPM 300119	connector for U-profile
BPM 300120	plug-in clip
BPM 300140	wall anchor
BPM 300121	clamping bracket
BPM 311111	expansion bolt M6 x 30 mm
BPM 311099	threaded rod M6 x 1'000 mm
BPM 311022	DP12 A-Bar
BPM 300138	connector pin for DP12 A-Bar

Item No.	Designation
BPM 300105D	hanger for DP12 A-Bar
BPM 311303	hexagonal bolt M6 x 16 mm
BPM 311103	hexagonal nut M6
BPM 311305	washer M6 18 x 1.6 mm
BPM 300106	security clip
BPM 311028	extraction tool
BPM 311027	hinge-down bracket for Window function
BPM 300157	security clamp for Window function

CROSS-SECTION R-CLIP F

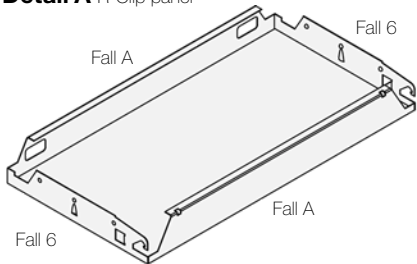


LONGITUDINAL-SECTION R-CLIP F

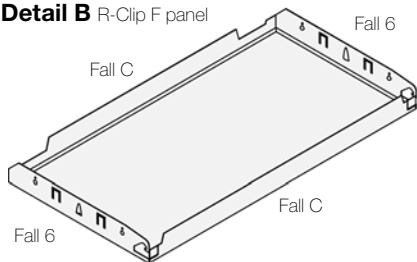


M = module size / A = panel length / B = panel width

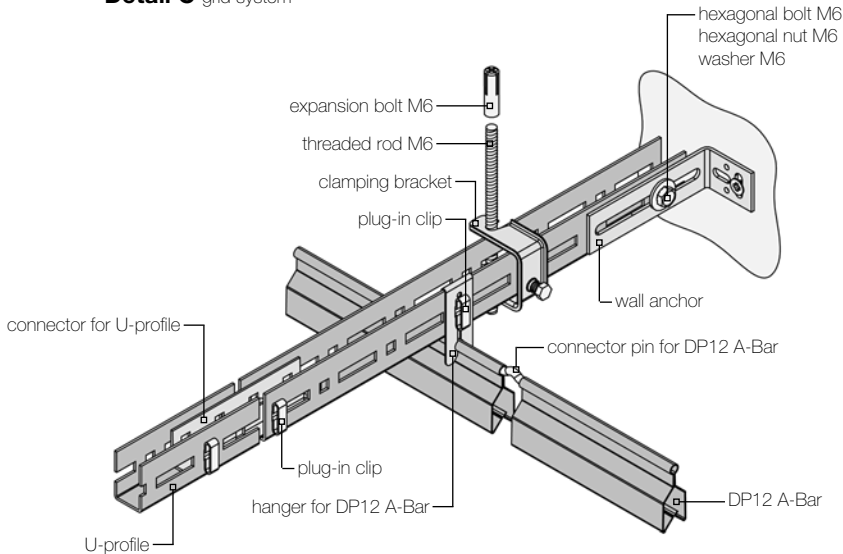
Detail A R-Clip panel



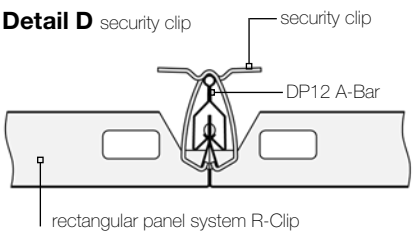
Detail B R-Clip F panel



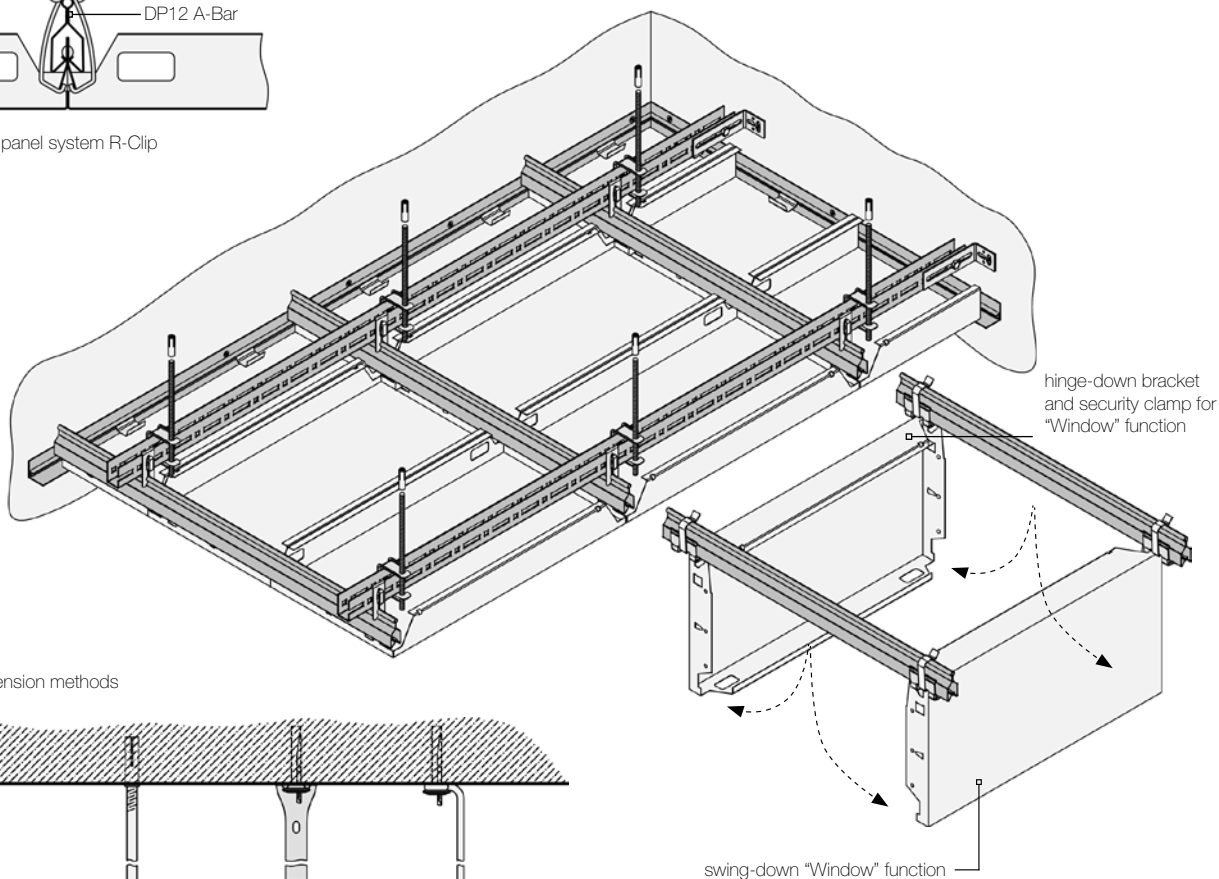
Detail C grid system



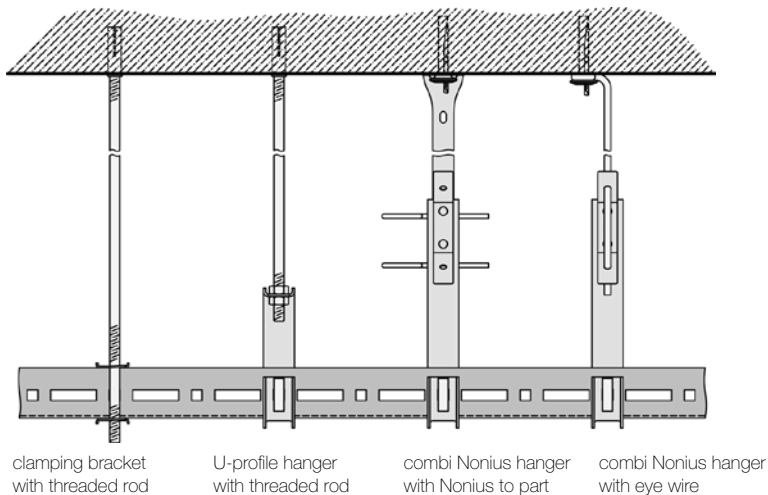
Detail D security clip



For further information about the edge detail execution of metal tiles, please see the Metal Edge Detail Execution datasheet



Detail E suspension methods



clamping bracket with threaded rod U-profile hanger with threaded rod combi Nonius hanger with Nonius to part combi Nonius hanger with eye wire

Metal
product

S-CLIP F SYSTEM
Square & rectangular tiles

Inspiring Great Spaces™

Armstrong®



BENEFITS

- Concealed grid system for a monolithic ceiling surface
- Downwardly demountable with the use of an extraction tool for access to the ceiling void.
- Cost effective
- Excellent acoustic performance
- With integrated swing-down function

APPLICATION AREA

- Used in a variety of ceiling areas: from small service rooms to large commercial office buildings and major transportation terminals.

S-CLIP F SYSTEM

SQUARE & RECTANGULAR TILES

SPECIFICATION

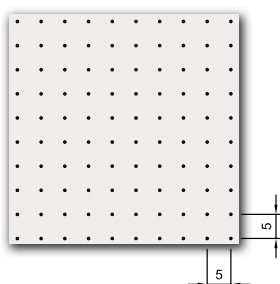
System	Armstrong ceiling system S-Clip F, Clip-In solution with concealed grid, with included swing-down function, suspension height min. 95 mm
Tile material	galvanised steel sheet 0.5 mm (aluminium or further materials on request)
Coating	RAL 9010 pure white post-coated powder painted visible surface, other RAL or NCS colours on request
Execution*	Square tile bevel edged 3 mm with standard notching
Gap solution	0 mm gap, without gasket
Acoustic inlay	Black non-woven acoustic fleece as standard. Other options available on request.
Standard modules	600 x 600 mm 625 x 625 mm 625 x 312.5 mm 300 x 900 mm 300 x 1200 mm 300 x 1500 mm
Grid system	U-profile + DP12 A-Bar, further suspension methods on request

* For further information about the edge detail execution of metal tiles, please see the Metal Edge Detail Execution datasheet

Perimeter solution	Range of standards trims in steel and aluminium plus custom bulkheads available.
Service integration	standard round or rectangular cut-outs plus customized options on request.

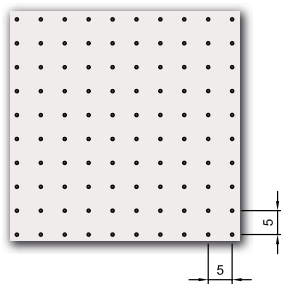


STANDARD PERFORATION PATTERNS



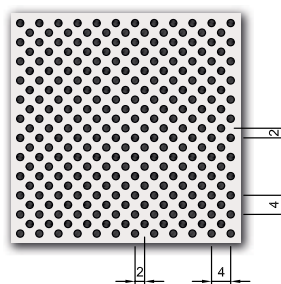
Ultra Microperforation Rg 0501*

Hole diameter: 0.5 mm
Open area: 0.64 %



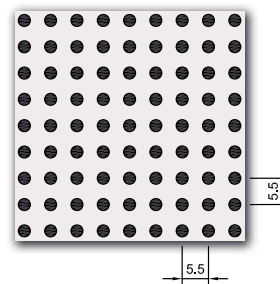
Extra Microperforation Rg 0701

Hole diameter: 0.7 mm
Open area: 1.5 %



Microperforation Rd 1522

Hole diameter: 1.5 mm
Open area: 22%



Standard Perforation Rg 2516

Hole diameter: 2.5 mm
Open area: 16%

*Only available for square tiles.

Other perforation patterns available on request.

ACOUSTIC PERFORMANCE

Metal ceiling systems have been tested for their acoustic performance in terms of sound absorption, sound attenuation and sound reduction. These performance values will depend upon the perforation and the acoustic infill. Please contact us for more information on the available factory fitted acoustic options.

THERMAL CONDUCTIVITY

(λ) W/mK

50.0 : Steel

0.04 : Acoustic fleece

HUMIDITY EXPOSURE

Up to 95% RH (for short term exposure).

SERVICES INTEGRATION

Metal panels can be supplied with factory produced cut outs and apertures for the integration of building services equipment.

CLEANING

Dust should be removed from the painted surface by wiping with a clean soft cloth. More stubborn marks should be removed with a mild household detergent in warm water. Excessive use of water should be avoided. The use of abrasive cleaners of the painted surface is not recommended.

COLOUR

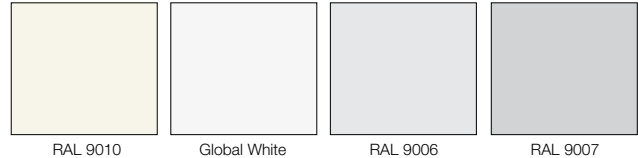
Standard colours

RAL 9010 20% gloss

Global White 12% gloss

RAL 9006 30% gloss

RAL 9007 30% gloss



Special colours

Other RAL and NCS colours available on request

QUALITY STANDARD





Armstrong is a certified **EN ISO 9001:2008** Quality Assured Manufacturer. All Armstrong ceiling and grid systems are manufactured to the relevant tolerances and quality standards appropriate to material. Where differences exist between this and any expressed or implied architectural specifications of requirements then Armstrong's manufacturing standards will prevail unless stated otherwise.

ENVIRONMENTAL

Our metal panels have an average of up to 30% recycling content. Our European manufacturing plants are certified to:

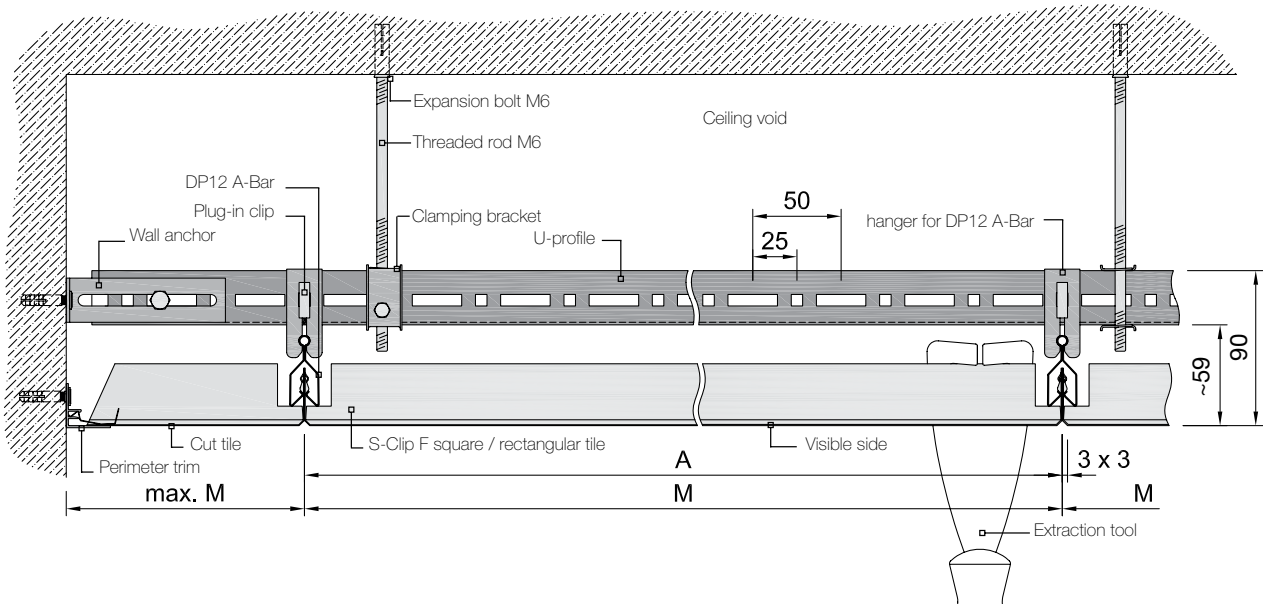
ISO 14001:2004 + Cor. 1:2009

Armstrong is a member of TAIM (Technical Association of Industrial Metal Ceilings).

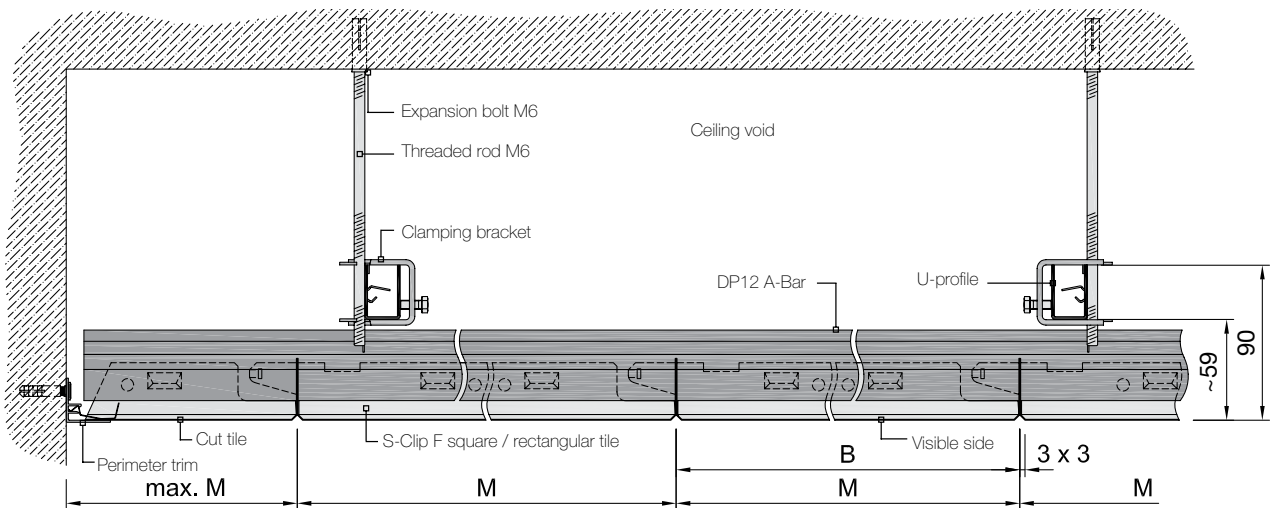
	Sustainability		Acoustics					Safe & Healthy				
	 ISO 14021 Recycled content (%)	 Light reflectance (%)	α_w up to	Sound absorption class	NRC up to	Dncw / Dnfw (dB) up to	Rw (dB) up to	 Fire reaction	 Humidity Resistance (%) up to	Cleanability	Bioguard paint option	Scratch resistance
Ultra Microperforation Rg 0501 (1)	up to 30	83	0.45(LM)	D	0.55	18	8	A1	95	scrubbable	✓	✓
Extra Microperforation Rg 0701 (2)	up to 30	80	0.55(L)	D	0.65	21	10	A2-s2, d0	95	wipeable moist cloth (3)	✓	✓
Microperforation Rd 1522 (2)	up to 30	65	0.70	C	0.70	16	6	A2-s2, d0	95	wipeable moist cloth (3)		✓
Standard Perforation Rg 2516 (2)	up to 30	70	0.75(L)	C	0.80	18	8	A2-s2, d0	95	wipeable moist cloth (3)		✓
Plain / Unperforated (1)	up to 30	85	0.10(L)	Not Classified	0.10	44	19	A1	95	scrubbable	✓	✓
Premium B15	up to 30	depends on perforation	0.65	C	0.60	41	20	A2-s1, d0	95	wipeable moist cloth		✓
Premium OP19	up to 30	depends on perforation	1.00	A	0.90	31	15	A2-s2, d0	95	wipeable moist cloth		✓

(1) RAL 9010 colour, without acoustic inlay. (2) RAL 9010 colour, with black acoustic fleece glued on rear. (3) Wipeable moist cloth for perforated tiles with fleece. Scrubbable for plain tiles or perforated tiles without fleece.

CROSS-SECTION S-CLIP F



LONGITUDINAL-SECTION S-CLIP F

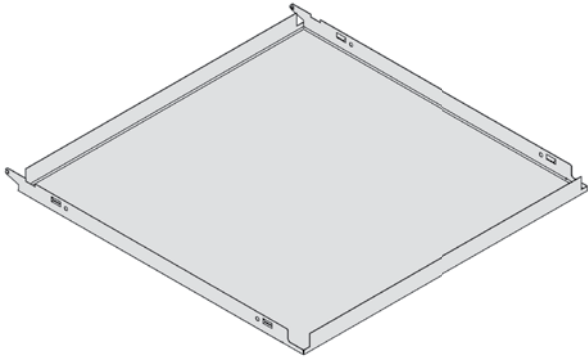


M = module size / A = tile length / B = tile width

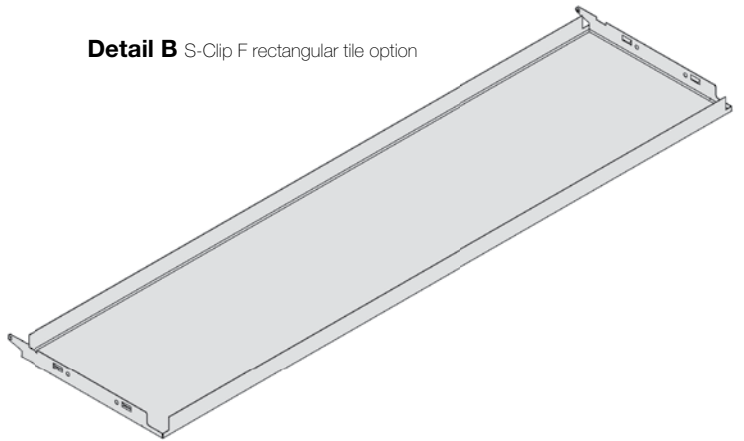
Item No.	Designation
BPM 300100	U-profile
BPM 300119	connector for U-profile
BPM 300120	plug-in clip
BPM 300140	wall anchor
BPM 300121	clamping bracket
BPM 311111	expansion bolt M6 x 30 mm
BPM 311099	threaded rod M6 x 1000 mm

Item No.	Designation
BPM 311022	DP12 A-Bar
BPM 300138	connection pin for DP12 A-Bar
BPM 300105D	hanger for DP12 A-Bar
BPM 311303	hexagonal bolt M6 x 16 mm
BPM 311103	hexagonal nut M6
BPM 311305	washer M6 18 x 1.6 mm
BPM 311046	extraction tool

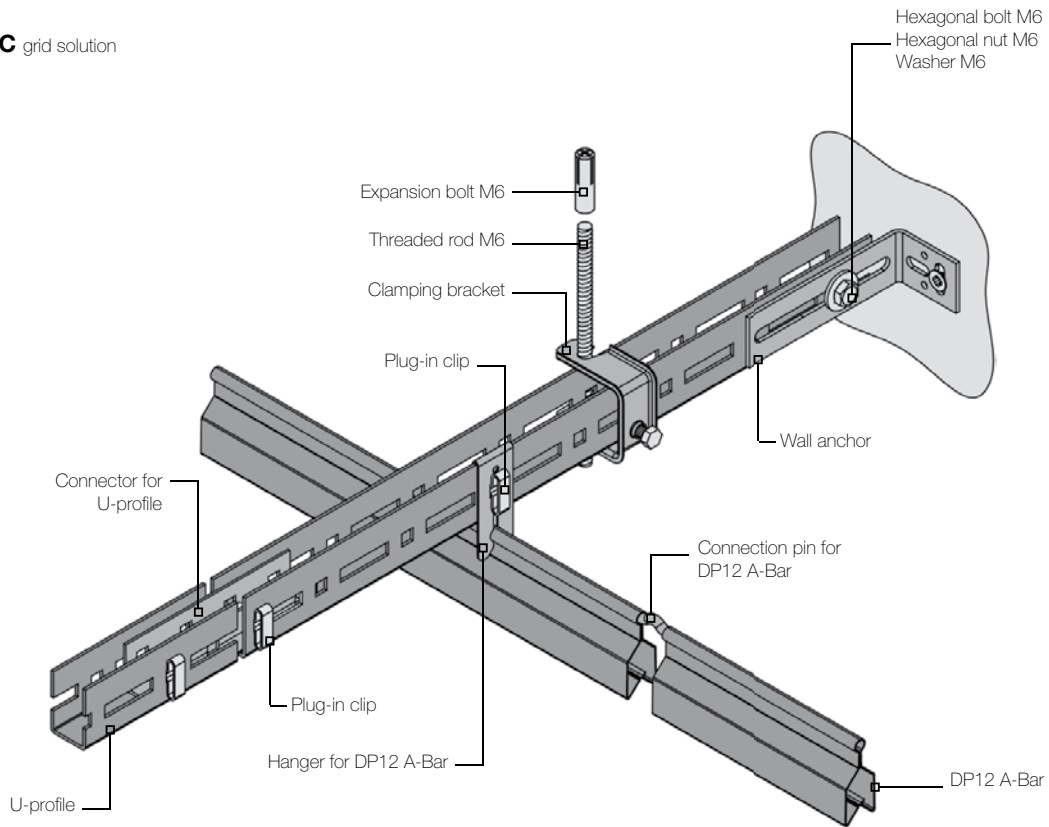
Detail A S-Clip F square tile



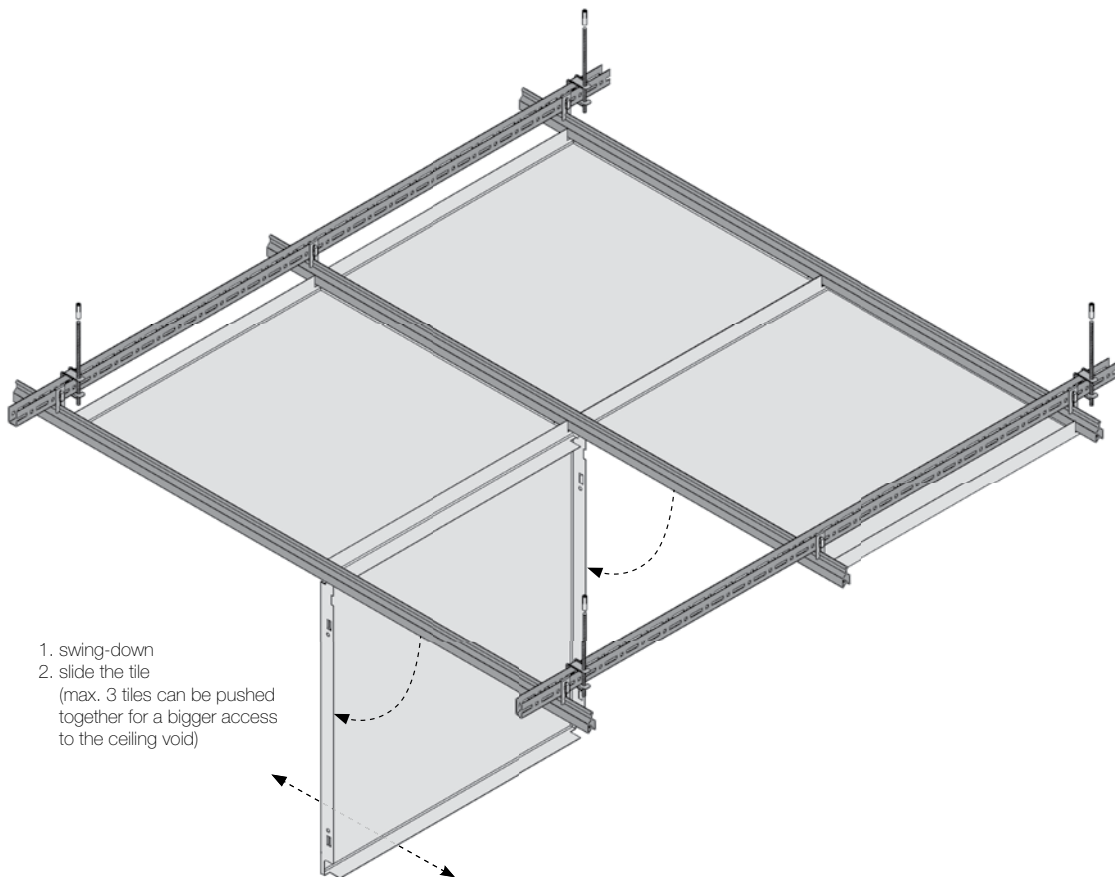
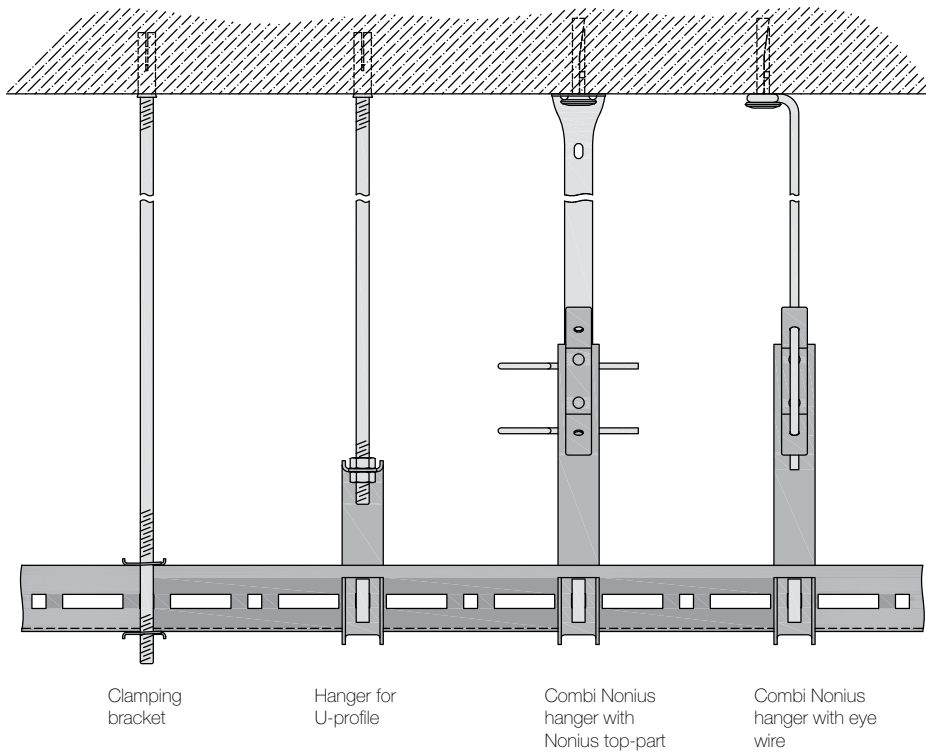
Detail B S-Clip F rectangular tile option




Detail C grid solution



Detail D U-profile suspension methods



Metal
product



T-CLIP F SYSTEM
Square & rectangular tiles

Inspiring Great Spaces™

Armstrong®



BENEFITS

- Concealed grid system for a monolithic ceiling surface
- Downwardly demountable with the use of an extraction tool for access to the ceiling void.
- Cost effective
- Excellent acoustic performance

APPLICATION AREA

- Used in a variety of ceiling areas: from small service rooms to large commercial office buildings and major transportation terminals.

T-CLIP F SYSTEM


SQUARE & RECTANGULAR TILES

SPECIFICATION

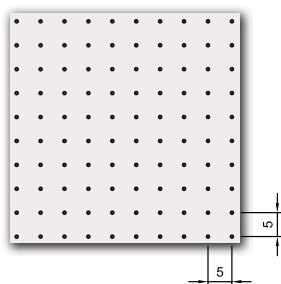
System	Armstrong ceiling system T-Clip F, Clip-In solution with concealed grid, suspension height min. 90 mm
Tile material	Galvanised steel sheet 0.5 - 0.6 mm
Coating	RAL 9010 pure white post-coated powder painted visible surface, other RAL or NCS colours on request
Execution*	T-Clip F square or rectangular tile bevel edged 5 mm, optional T-Clip rectangular tile square edged
Gap solution	0 mm gap, without gasket
Acoustic inlay	Black non-woven acoustic fleece as standard. Other options available on request
Standard modules	T-Clip F: 500 x 500 mm 600 x 600 mm 675 x 675 mm 750 x 750 mm Additional rectangular modules available 600 x 1200 mm 300 x 1200 mm 600 x 1200 mm 300 x 1500 mm
Configurable dimensions	Panel length (A) 600 - 2500 mm Panel width (B) 300 / 400 / 500 / 600 mm

* For further information about the edge detail execution of metal tiles, please see the Metal Edge Detail Execution datasheet.

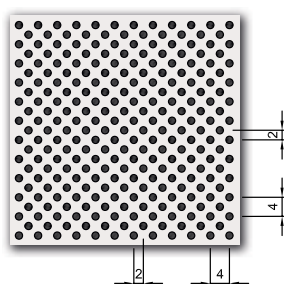
Grid system	C-channel + Spring-T Optional U-profile + Spring-T
Perimeter solution	Range of standards trims in steel and aluminium plus custom bulkheads available
Service integration	Standard round or rectangular cut-outs plus customized options on request



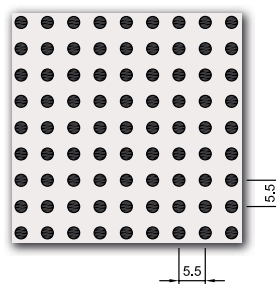
STANDARD PERFORATION PATTERNS



Extra Microperforation Rg 0701
Hole diameter: 0.7 mm
Open area: 1.5 %



Microperforation Rd 1522
Hole diameter: 1.5 mm
Open area: 22%



Standard Perforation Rg 2516
Hole diameter: 2.5 mm
Open area: 16%

Other perforation patterns available on request.

ACOUSTIC PERFORMANCE

Metal ceiling systems have been tested for their acoustic performance in terms of sound absorption, sound attenuation and sound reduction. These performance values will depend upon the perforation and the acoustic infill. Please contact us for more information on the available factory fitted acoustic options.

THERMAL CONDUCTIVITY

(λ) W/mK

50.0 : Steel

0.04 : Acoustic fleece

HUMIDITY EXPOSURE

Up to 95% RH (for short term exposure).

SERVICES INTEGRATION

Metal panels can be supplied with factory produced cut outs and apertures for the integration of building services equipment.

CLEANING

Dust should be removed from the painted surface by wiping with a clean soft cloth. More stubborn marks should be removed with a mild household detergent in warm water. Excessive use of water should be avoided. The use of abrasive cleaners of the painted surface is not recommended.

COLOUR

Standard colours

RAL 9010 20% gloss

Global White 12% gloss

RAL 9006 30% gloss

RAL 9007 30% gloss



Special colours

Other RAL and NCS colours available on request








QUALITY STANDARD

Armstrong is a certified **EN ISO 9001:2008** Quality Assured Manufacturer. All Armstrong ceiling and grid systems are manufactured to the relevant tolerances and quality standards appropriate to material. Where differences exist between this and any expressed or implied architectural specifications or requirements then Armstrong's manufacturing standards will prevail unless stated otherwise.


ENVIRONMENTAL

Our metal panels have an average of up to 30% recycling content. Our European manufacturing plants are certified to: **ISO 14001:2004 + Cor. 1:2009.**

Armstrong is a member of TAIM (Technical Association of Industrial Metal Ceilings).

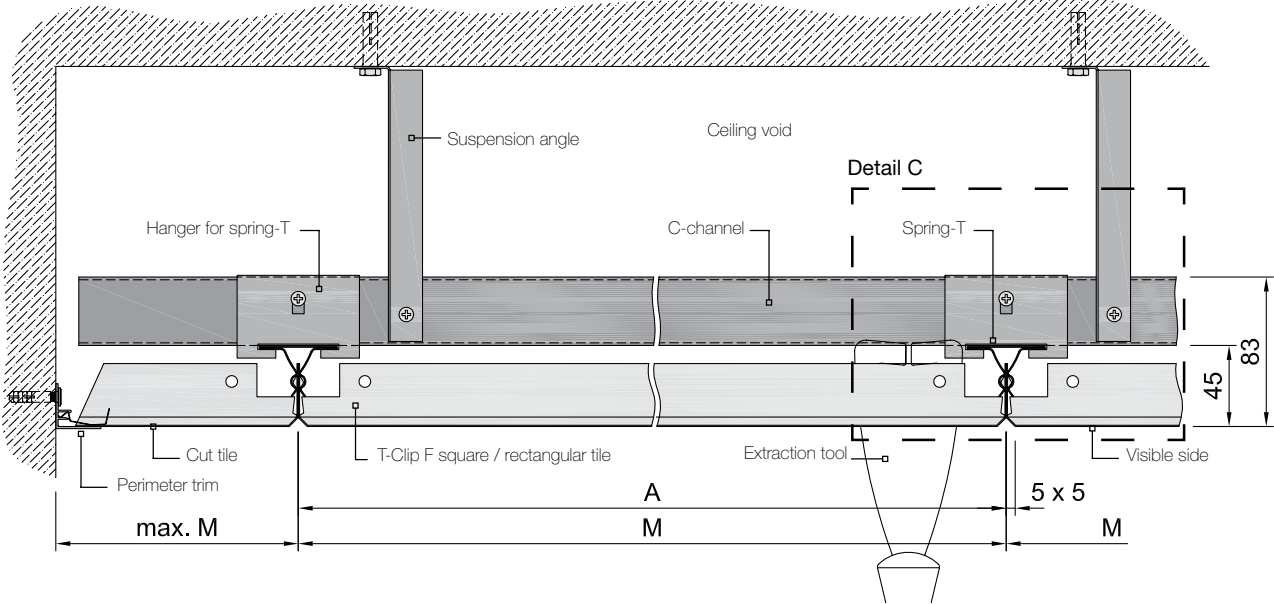
	Sustainability		Acoustics					Safe & Healthy				
	 ISO 14021 Recycled content (%)	 Light reflectance (%)	α_w up to	Sound absorption class	NRC up to	Dncw / Dnfw (dB) up to	Rw (dB) up to	 Fire reaction	 Humidity Resistance (%) up to	 Cleanability	 Bioguard paint option	 Scratch resistance
Extra Microperforation Rg 0701 (2)	up to 30	80	0.55(L)	D	0.65	21	10	A2-s2, d0	95	wipeable moist cloth (3)	✓	✓
Microperforation Rd 1522 (2)	up to 30	65	0.70	C	0.70	16	6	A2-s2, d0	95	wipeable moist cloth (3)		✓
Standard Perforation Rg 2516 (2)	up to 30	70	0.75(L)	C	0.80	18	8	A2-s2, d0	95	wipeable moist cloth (3)		✓
Plain / Unperforated (1)	up to 30	85	0.10(L)	Not Classified	0.10	44	19	A1	95	scrubbable	✓	✓
Premium B15	up to 30	depends on perforation	0.65	C	0.60	41	20	A2-s1, d0	95	wipeable moist cloth		✓
Premium OP19	up to 30	depends on perforation	1.00	A	0.90	31	15	A2-s2, d0	95	wipeable moist cloth		✓

(1) RAL 9010 colour, without acoustic inlay. (2) RAL 9010 colour, with black acoustic fleece glued on rear. (3) Wipeable moist cloth for perforated tiles with fleece. Scrubbable for plain tiles or perforated tiles without fleece.

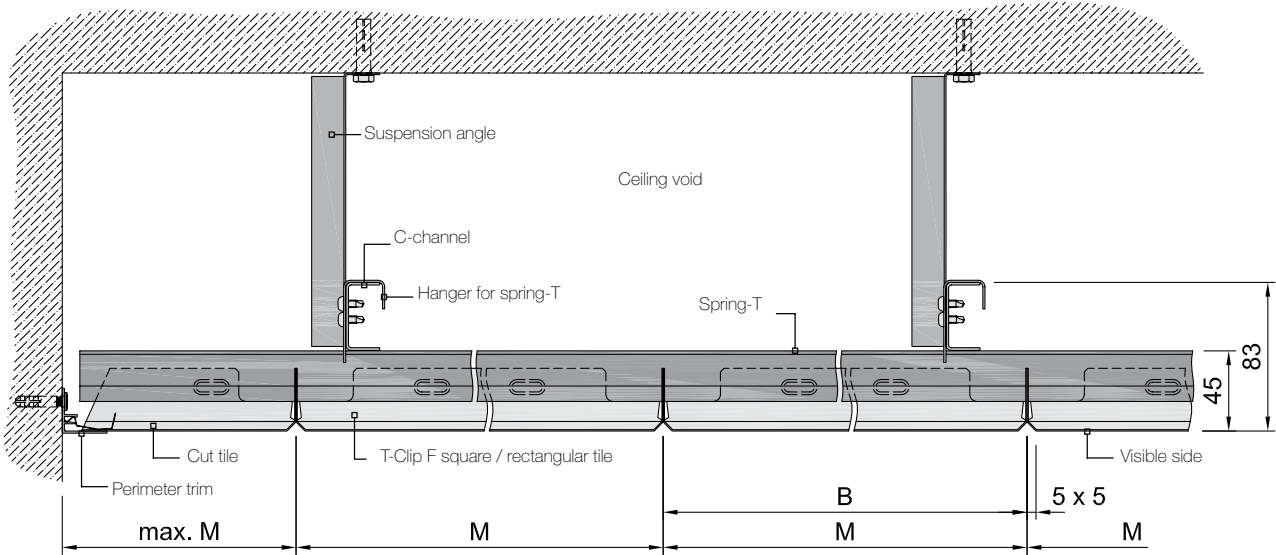


PROJECT: Theological Faculty of Silesian University ::::: ARCHITECT: STABIL SP. Z O.O.

CROSS-SECTION T-CLIP F with C-channel solution



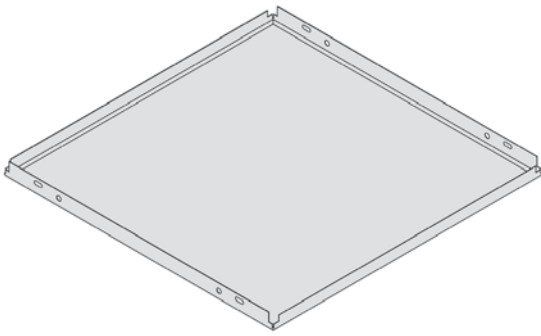
LONGITUDINAL-SECTION T-CLIP F with C-channel solution



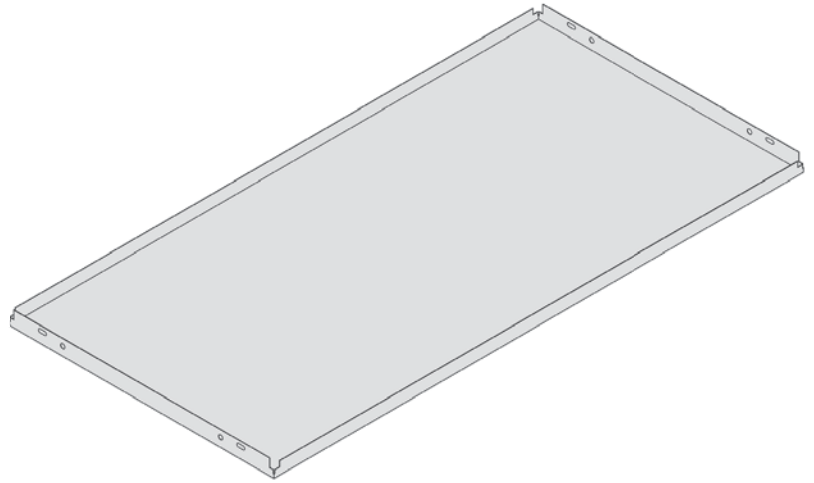
M = module size / A = tile length / B = tile width

Item No.	Designation	Item No.	Designation
BPC 3000G	C-channel	BPC 1801H	Spring-T
BPC 7140	Connector for C-channel	BPC 1805H	Connector for spring-T
BPA 952G	Suspension angle	BPC 1775A	Security clip
BPC2090A	Hanger for spring-T	BPM 311046	Extraction tool
BPM311191	Self-drilling screw 3.5x9.5 mm		

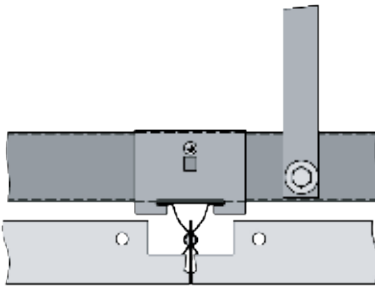
Detail A T-Clip F square tile



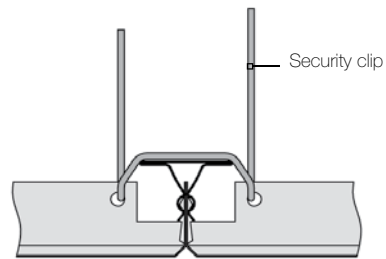
Detail B T-Clip rectangular tile option



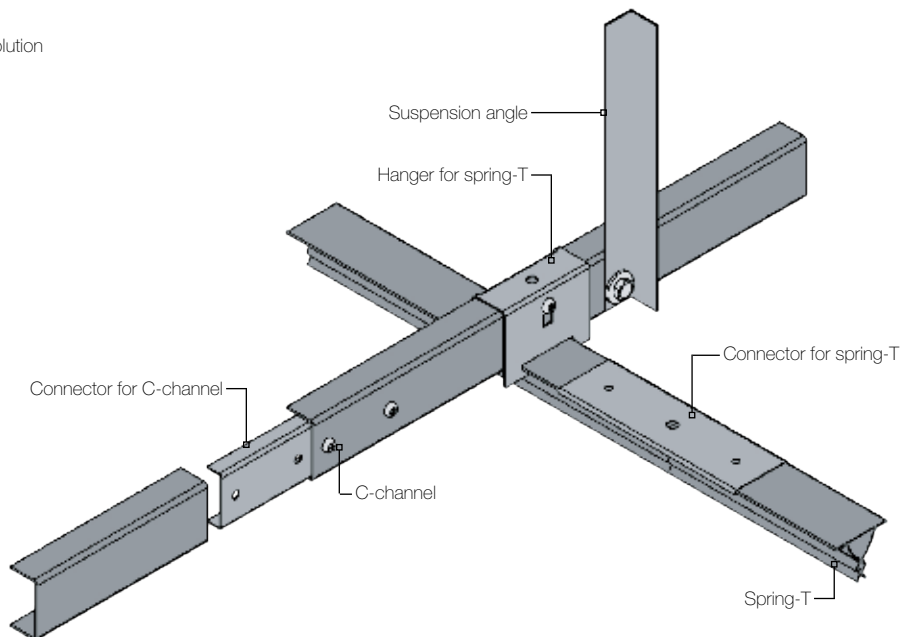
Detail C Square edged option T-Clip



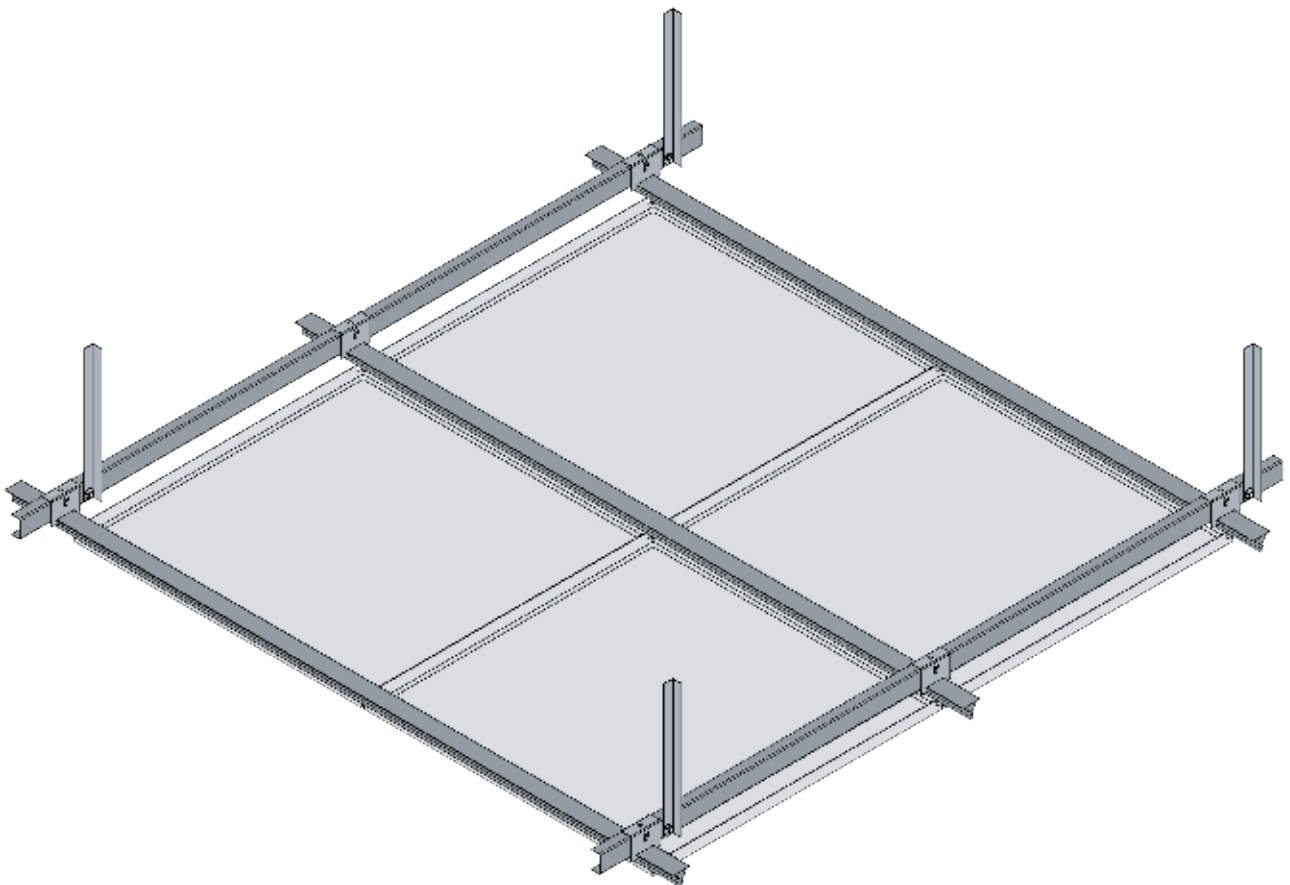
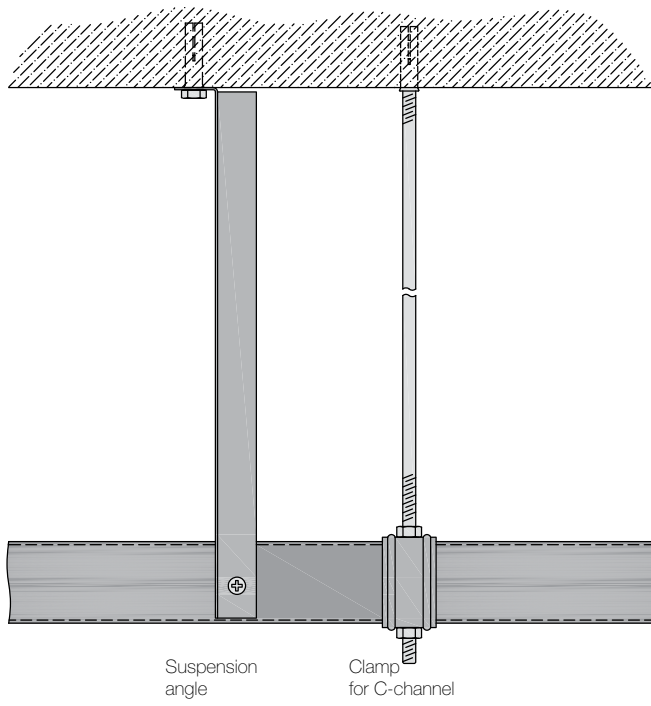
Detail D Security clip option



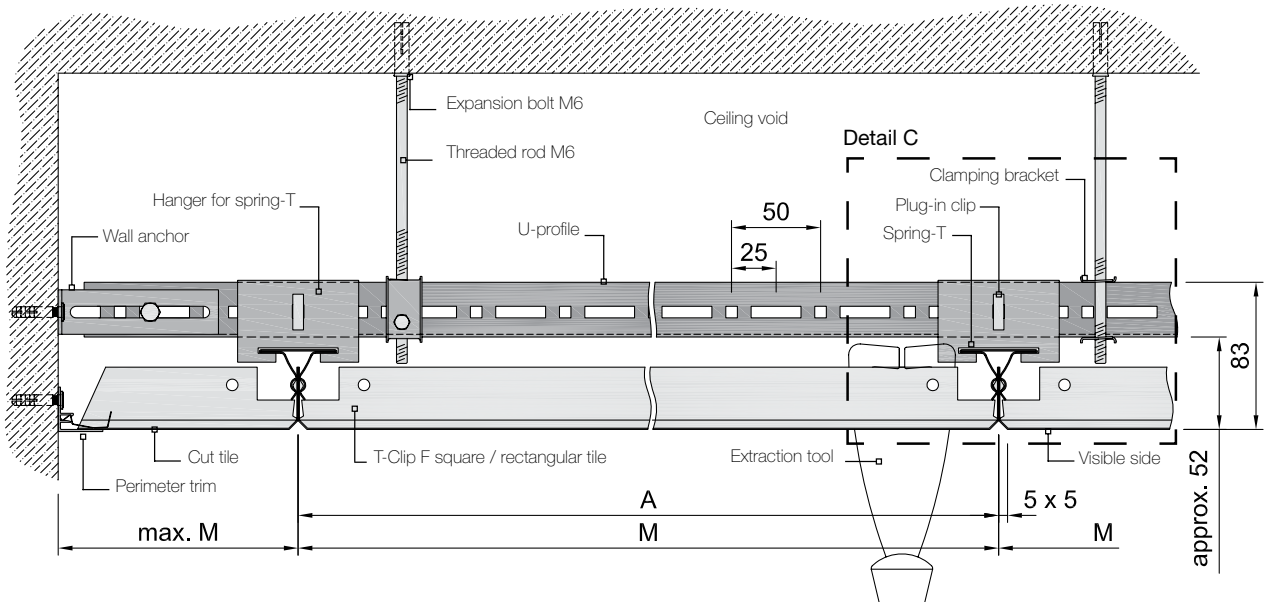
Detail E C-channel solution



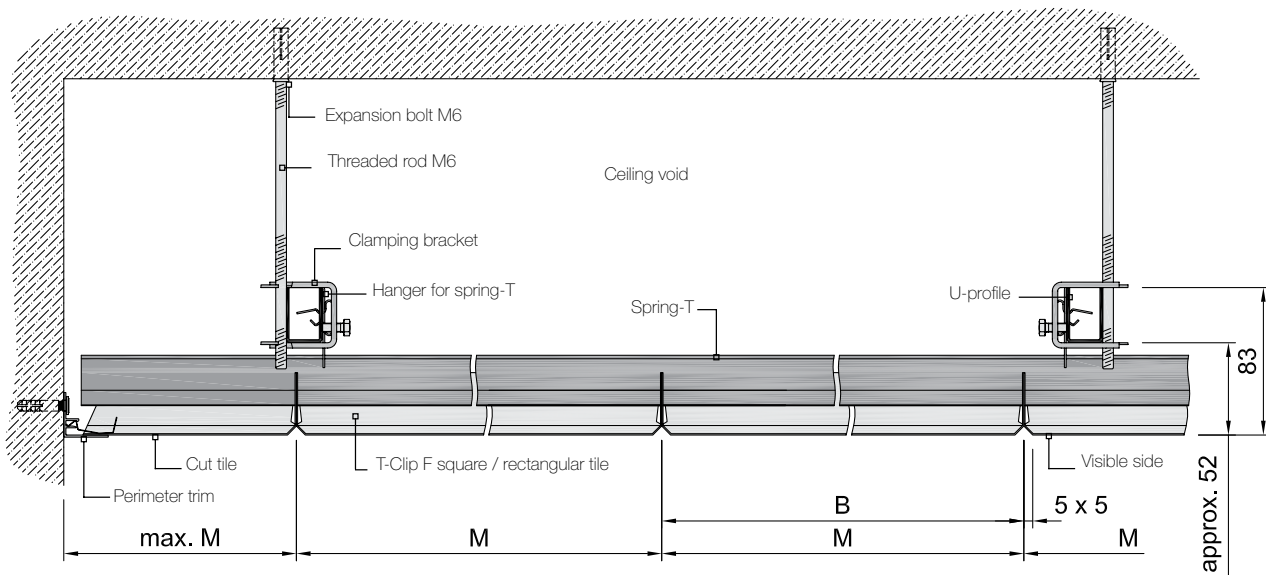
Detail F C-channel suspension methods



CROSS-SECTION T-CLIP F with U-profile system



LONGITUDINAL-SECTION T-CLIP F with U-profile system




M = module size / A = tile length / B = tile width

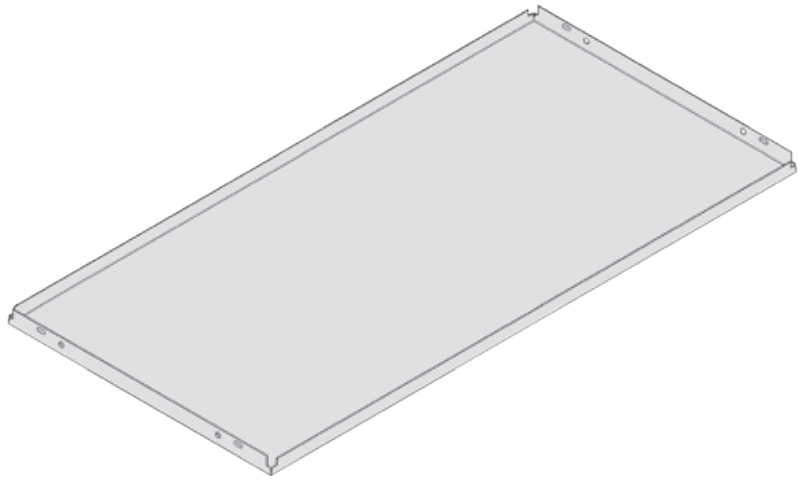
Item No.	Designation
BPM 300100	U-profile
BPM 300119	Connector for U-profile
BPM 300120	Plug-in clip
BPM 300140	Wall anchor
BPM 300121	Clamping bracket
BPM 311111	Expansion bolt M6 x 30 mm

Item No.	Designation
BPM 311099	Threaded rod M6 x 1000 mm
BPC2090A	Hanger for spring-T
BPC 1801G	Spring-T
BPC 1805H	Connector for Spring-T
BPC 1775A	Security clip
BPM 311046	Extraction tool

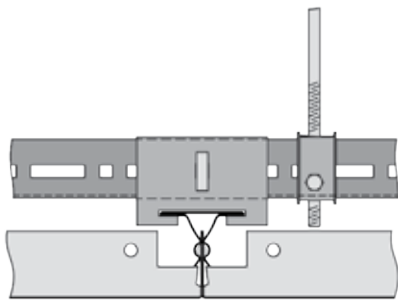
Detail A T-Clip F square tile



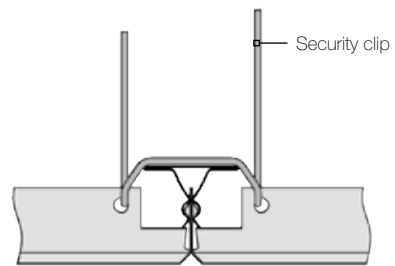
Detail B T-Clip rectangular tile option



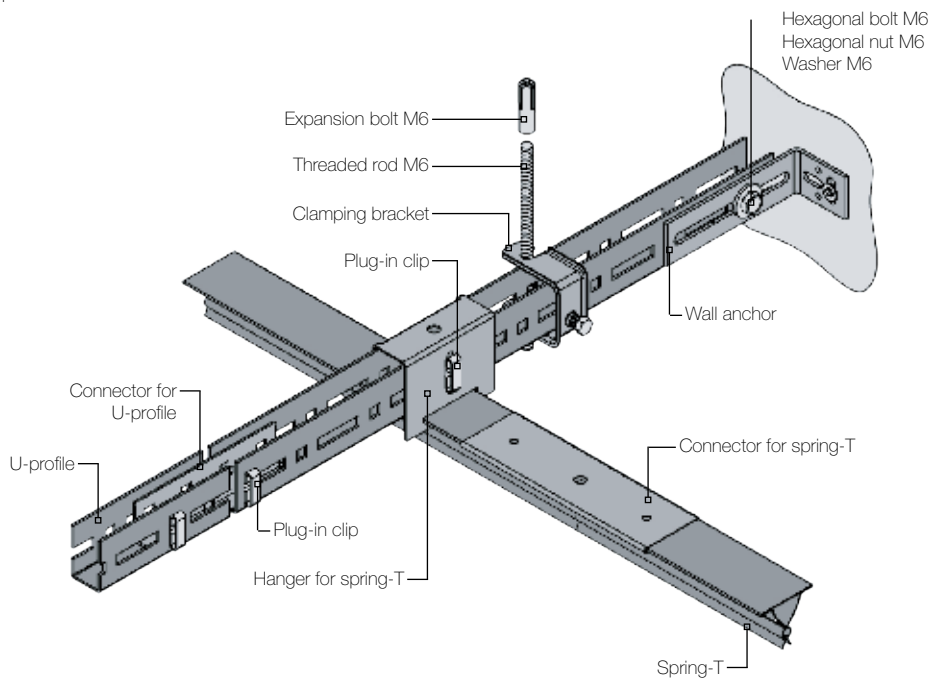
Detail C Square edged option T-Clip



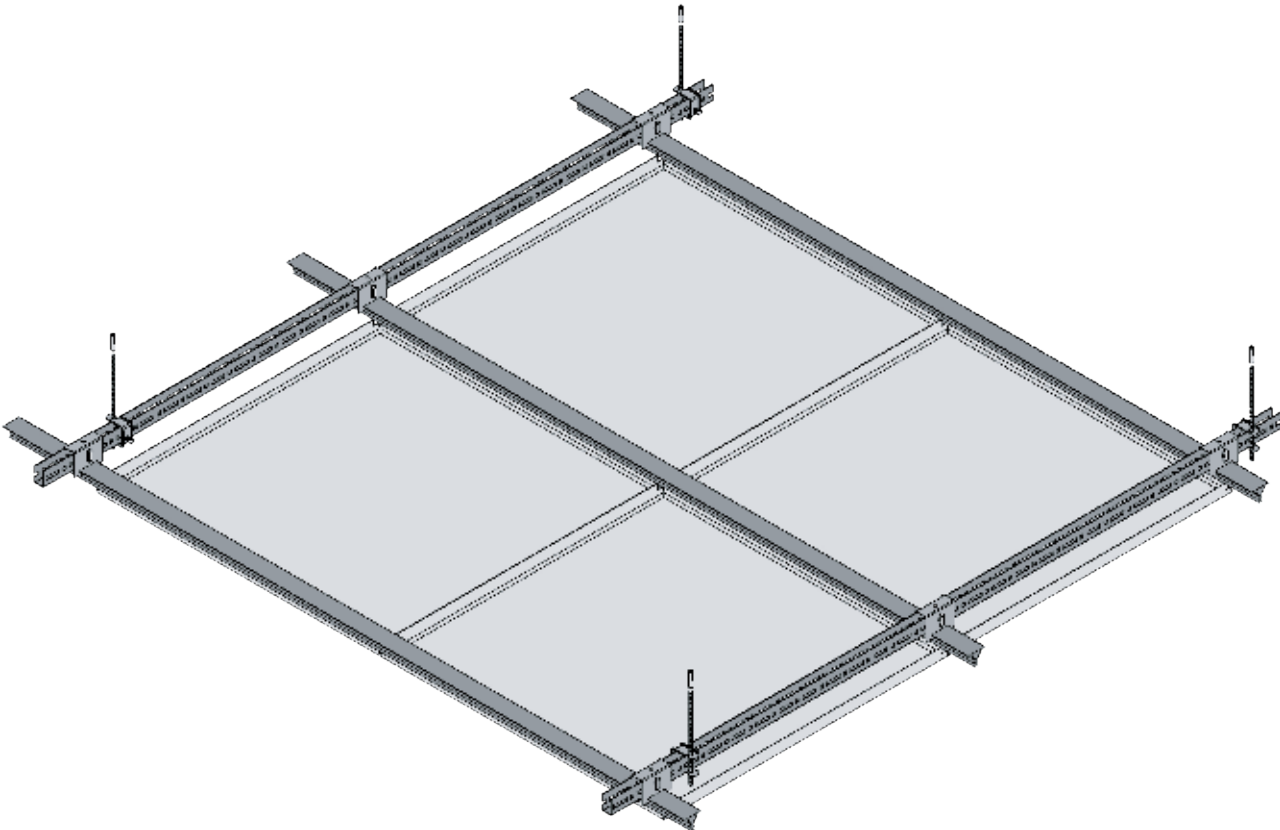
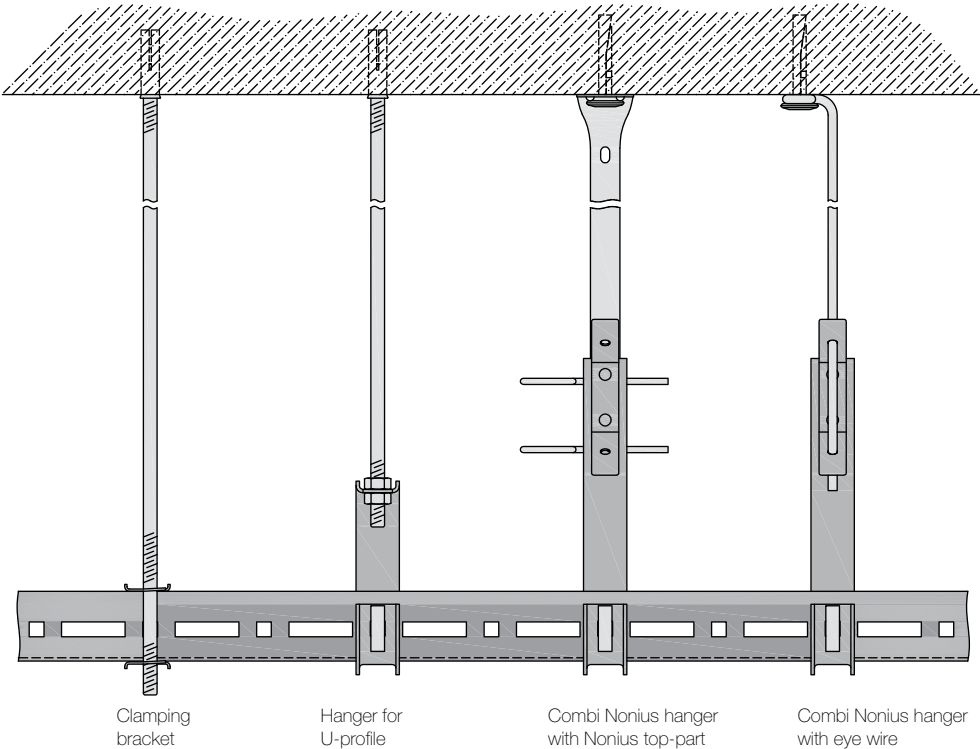
Detail D Security clip option



Detail E Grid system



Detail F U-profile suspension methods




Metal
product

D-CLIP SYSTEM Floating Ceilings

Inspiring Great Spaces™

Armstrong®



BENEFITS

- Modular concept for optimum flexibility
- Visually defines a space
- Freedom in design
- Modern absorber solution for exposed concrete ceilings

- Standard panels available with swing-down function Access

APPLICATION AREA

- A contemporary design and acoustic solution for all market segments.


D-CLIP SYSTEM

FLOATING CEILINGS

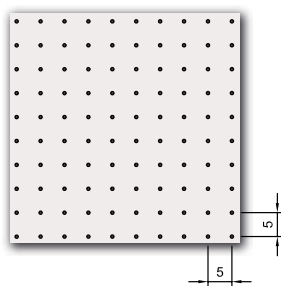
SPECIFICATION

System	Armstrong ceiling system D-Clip, Island clip-in solution with concealed grid, suspension height min. 100 mm
Panels material	galvanised steel sheet panel width up to 400 mm 0.6 mm panel width from 401 mm 0.7 mm (aluminium or further materials on request)
Coating	RAL 9010 pure white post-coated powder painted visible surface, other RAL or NCS colours on request
Standard panel execution	rectangular panel square edged long sides CA / DA (40 mm) not visible, with standard notching short sides E2 / F2 (40 mm) visible and closed, with optional swing-down function Access
End panel execution	rectangular panel square edged long sides CA / DA (40 mm) one side not visible, with standard notching one side visible and closed short sides E2 / F2 (40 mm) visible and closed
Single panel execution	rectangular panel square edged long sides CA / DA (40 mm) visible and closed short sides E2 / F2 (40 mm) visible and closed
Gap solution	0 mm gap, without gasket
Perforation	according to Armstrong range

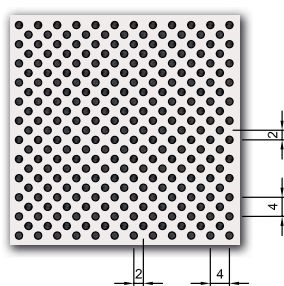
Acoustic inlay	Black non-woven acoustic fleece as standard. Other options available on request.
Configurable dimensions	panel length 600 - 2500 mm panel width 247 - 600 mm
Grid system	U-profile + DP12 A-Bar security clip optional available
Service integration	standard round or rectangular cut-outs according to customer needs



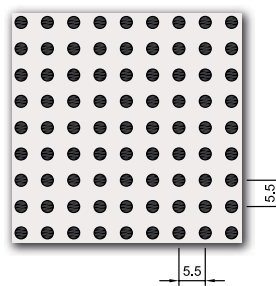
STANDARD PERFORATION PATTERNS



Extra Microperforation Rg 0701
Hole diameter: 0.7 mm
Open area: 1.5 %



Microperforation Rd 1522
Hole diameter: 1.5 mm
Open area: 22%



Standard Perforation Rg 2516
Hole diameter: 2.5 mm
Open area: 16%

Other perforation patterns available on request.

ACOUSTIC PERFORMANCE

Metal ceiling systems have been tested for their acoustic performance in terms of sound absorption, sound attenuation and sound reduction. These performance values will depend upon the perforation and the acoustic infill. Please contact us for more information on the available factory fitted acoustic options.

THERMAL CONDUCTIVITY

(λ) W/mK

50.0 : Steel

0.04 : Acoustic fleece

HUMIDITY EXPOSURE

Up to 95% RH (for short term exposure).

SERVICES INTEGRATION

Metal panels can be supplied with factory produced cut outs and apertures for the integration of building services equipment.

CLEANING

Dust should be removed from the painted surface by wiping with a clean soft cloth. More stubborn marks should be removed with a mild household detergent in warm water. Excessive use of water should be avoided. The use of abrasive cleaners of the painted surface is not recommended.

COLOUR

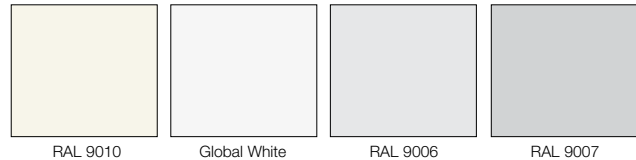
Standard colours

RAL 9010 20% gloss

Global White 12% gloss

RAL 9006 30% gloss

RAL 9007 30% gloss



Special colours

Other RAL and NCS colours available on request






QUALITY STANDARD

Armstrong is a certified **EN ISO 9001:2008** Quality Assured Manufacturer. All Armstrong ceiling and grid systems are manufactured to the relevant tolerances and quality standards appropriate to material. Where differences exist between this and any expressed or implied architectural specifications or requirements then Armstrong's manufacturing standards will prevail unless stated otherwise.

ENVIRONMENTAL

Our metal panels have an average of up to 30% recycling content. Our European manufacturing plants are certified to: **ISO 14001:2004 + Cor. 1:2009**.

Armstrong is a member of TAIM (Technical Association of Industrial Metal Ceilings).

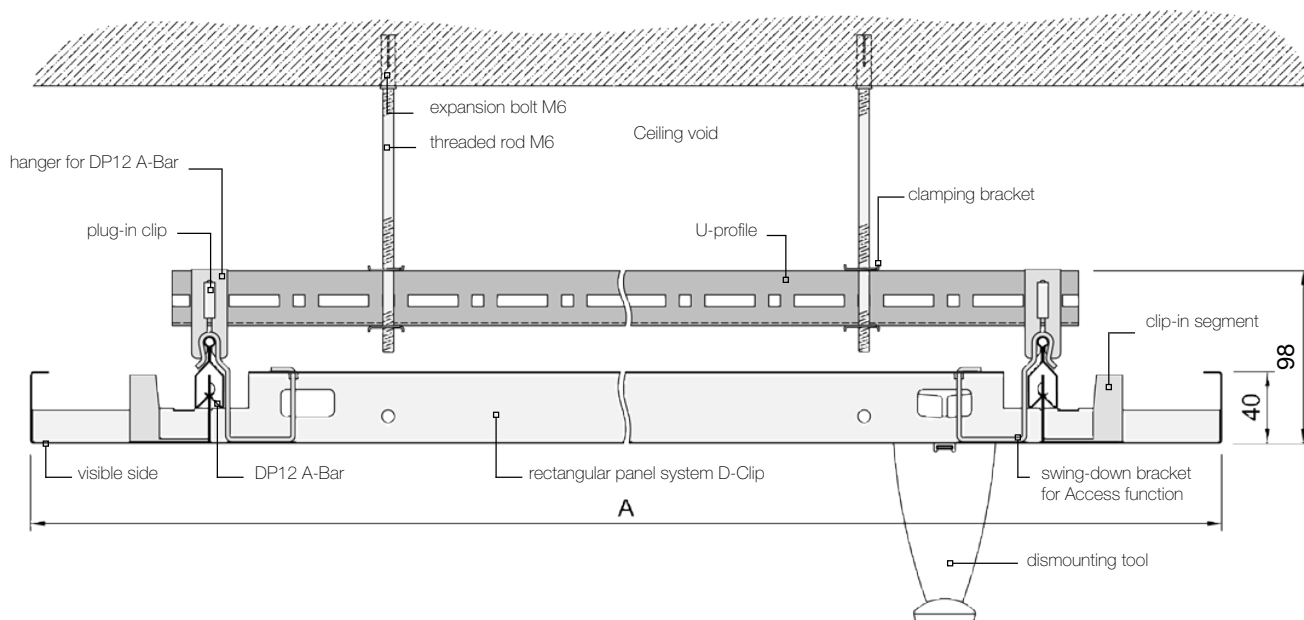
	Sustainability		Acoustics					Safe & Healthy				
	 ISO 14021 Recycled content (%)	 Light reflectance (%)	α_w up to	Sound absorption class	NRC up to	Dncw / Dnfw (dB) up to	Rw (dB) up to	 Fire reaction	 Humidity Resistance (%) up to	Cleanability	 Bioguard paint option	Scratch resistance
Extra Microperforation Rg 0701 (2)	up to 30	80	0.55(L)	D	0.65	21	10	A2-s2, d0	95	wipeable moist cloth (3)	✓	✓
Microperforation Rd 1522 (2)	up to 30	65	0.70	C	0.70	16	6	A2-s2, d0	95	wipeable moist cloth (3)		✓
Standard Perforation Rg 2516 (2)	up to 30	70	0.75(L)	C	0.80	18	8	A2-s2, d0	95	wipeable moist cloth (3)		✓
Plain / Unperforated (1)	up to 30	85	0.10(L)	Not Classified	0.10	44	19	A1	95	scrubbable	✓	✓

(1) RAL 9010 colour, without acoustic inlay. (2) RAL 9010 colour, with black acoustic fleece glued on rear. (3) Wipeable moist cloth for perforated tiles with fleece. Scrubbable for plain tiles or perforated tiles without fleece.

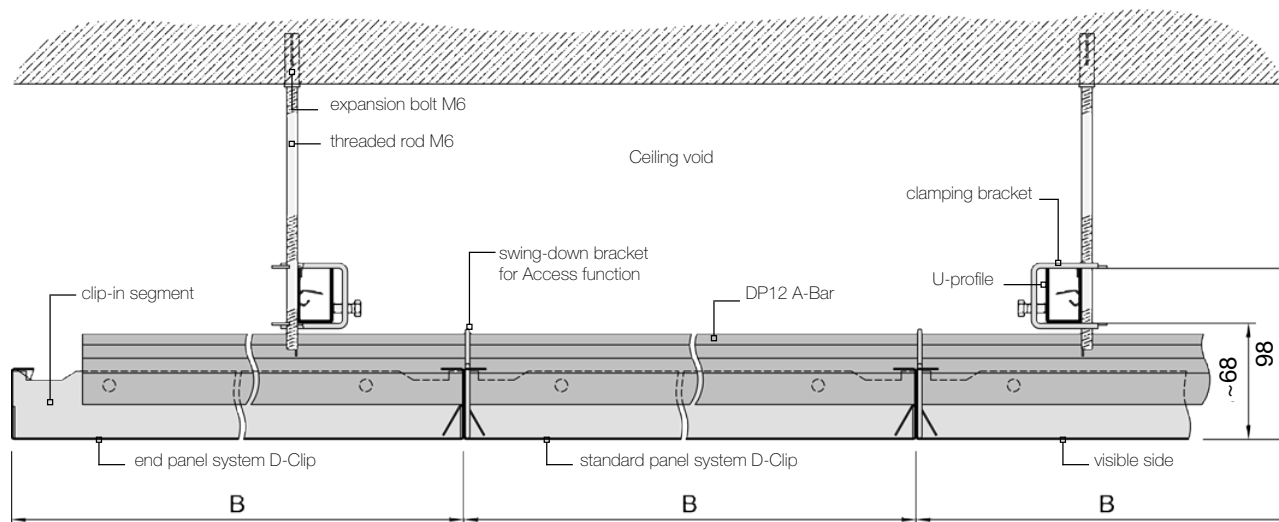


PROJECT: SWAREFLEX GMBH – Vomp : : : : : ARCHITECT: BESTO ZT GmbH, Arch. Bernhard Stoehr

CROSS-SECTION



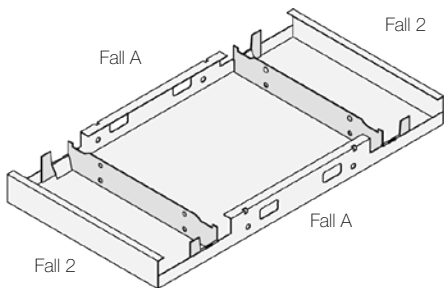
LONGITUDINAL-SECTION



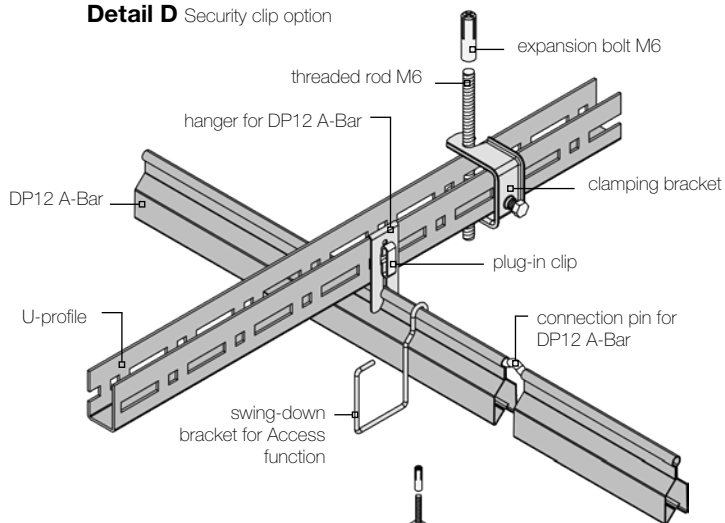
Item No.	Designation
BPM 300100	U-profile
BPM 300121	clamping bracket
BPM 311111	expansion bolt M6 x 30 mm
BPM 311099	threaded rod M6 x 1'000 mm
BPM 311022	DP12 A-Bar
BPM 300138	connection pin for DP12 A-Bar

Item No.	Designation
BPM300105D	hanger for DP12 A-Bar
BPM 300120	plug-in clip
BPM 300188	swing-down bracket for Access function
BPM 300106	security clip
BPM 311028	dismounting tool

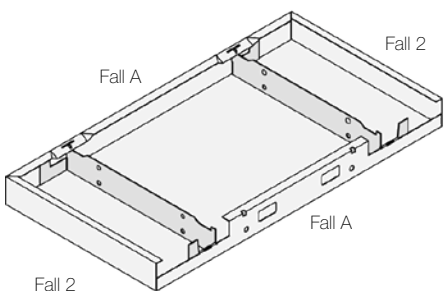
Detail A D-Clip standard panel



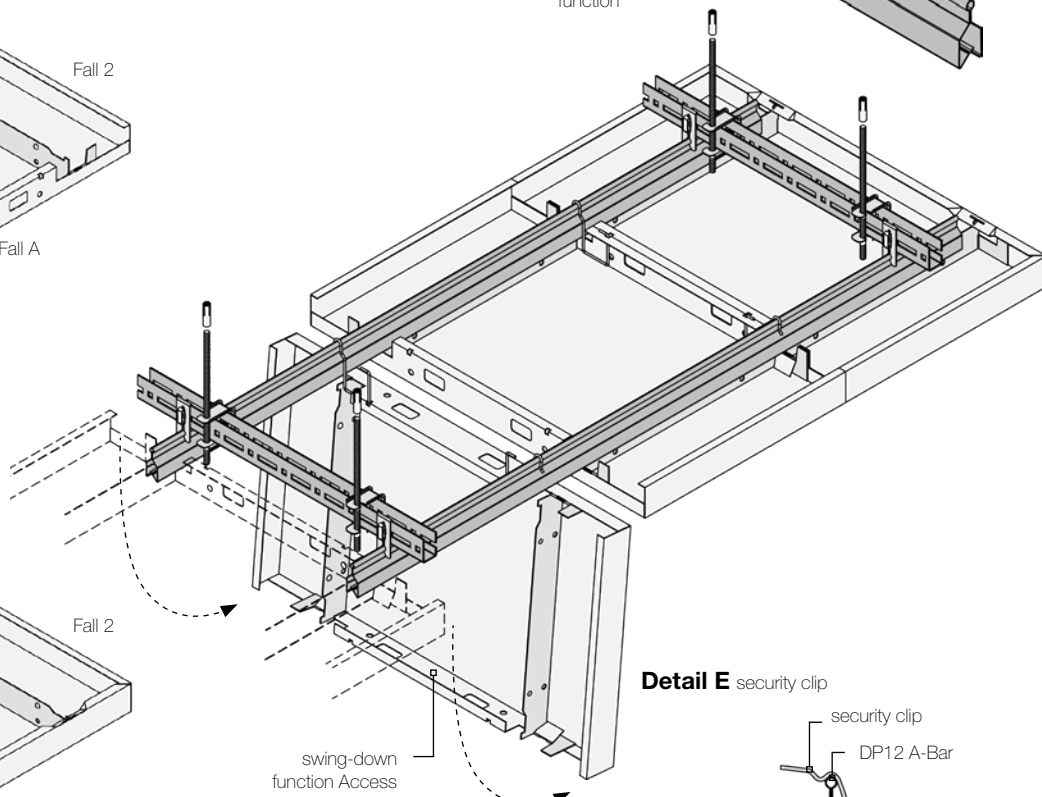
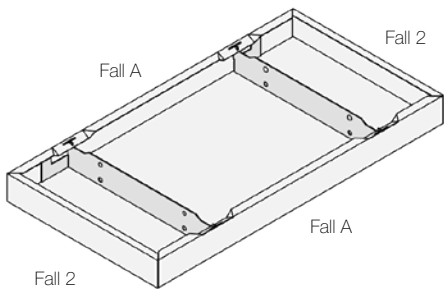
Detail D Security clip option



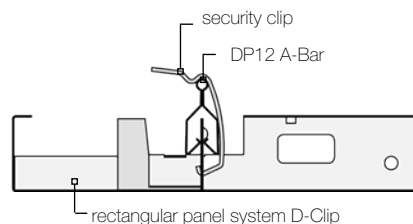
Detail B D-Clip end panel




Detail C D-Clip single panel



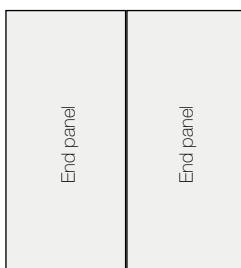
Detail E security clip




Layout options



Modular option 1



Modular option 2



Single panel option

WESTERN EUROPE

Belgium & Luxembourg

Armstrong Building Products B.V.
Postbus 3803
4800 DV Breda
Netherlands
Tel.: +32 02 223 00 72
Fax: +31 (0) 76 521 04 07
e-mail: benelux-info@armstrong.com
www.armstrongplafonds.be

Germany & Switzerland

Armstrong Building Products
Kundenservice
Office Building Quadrium
Claudius Prinsenlaan 126
4818 CP Breda
Netherlands
Tel.: +49 (0) 251 7603 210
Fax: +49 (0) 251 7603 593
e-mail: deutsche-info@armstrong.com
www.armstrongdecken.de
www.armstrong-decken.at
www.armstrong.ch

Firmensitz
Armstrong Building Products GmbH
Robert-Bosch-Str. 10
48153 Münster
Germany

Armstrong Metalldecken AG
Breitfeldstrasse 8
9015 St. Gallen
Switzerland
Tel.: +41 (0) 71 313 63 63
Fax: +41 (0) 71 313 64 00
e-mail: gema@armstrong.com
www.armstrong.ch
www.gema.biz

Zentralschweiz
Armstrong Metalldecken AG
Büro / Lager Zentralschweiz
Grossweid 9
6026 Rain
Switzerland
Tel.: +41 (0) 41 921 63 63
Fax: +41 (0) 41 921 63 80
e-mail: gema@armstrong.com
www.armstrong.ch
www.gema.biz

Armstrong Plafonds Métalliques SA
Bureau et Dépôt Suisse Romande
Avenue de Châtelaine 87
1219 Châtelaine
Suisse
Tel.: +41 (0) 22 731 60 70
Fax: +41 (0) 22 731 60 74
e-mail: gema@armstrong.com
www.armstrong.ch
www.gema.biz

Austria

Armstrong Metalldecken GmbH
Bundesstrasse 70
6830 Rankweil
Austria
Tel.: +43 (0) 55 22 34 44-0
Fax: +43 (0) 55 22 34 44-8
e-mail: gema@armstrong-decken.at
www.armstrong-decken.at
www.gema.biz

Armstrong Metalldecken GmbH
Messendorferstrasse 6
8041 Graz
Austria
Tel.: +43 (0) 316 471 584
Fax: +43 (0) 316 471 584-10
e-mail: gema@armstrong-decken.at
www.armstrong-decken.at
www.gema.biz

Spain & Portugal

Armstrong Building Products SAS
Immeuble Paryseine
3, allée de la Seine
94854 Ivry-sur-Seine Cedex
France
Phone: +34 91 642 04 99
info-espana@armstrong.com
www.armstrongtechos.es

France

Armstrong Building Products SAS
Bureaux Commerciaux France
Immeuble Paryseine
3 Allée de la Seine
94854 Ivry-sur-Seine
France
Tel.: 0800 41 36 43
Fax: +33 1 45 21 04 11
e-mail: info-France@armstrong.com
www.armstrongplafonds.fr

Siège social
Armstrong Building Products SAS
67 rue de Salins – CS 20089
25302 Pontarlier Cedex
France

Italy & Greece

Armstrong Building Products
Ufficio Commerciale Italia
Immeuble Paryseine
3 Allée de la Seine
94854 Ivry-sur-Seine
France
Tel.: +39 02 66 22 76 50
Fax: +39 02 66 20 14 27
e-mail: info-italia@armstrong.com
www.armstrongsoffitti.it

Netherlands

Armstrong Building Products B.V.
Postbus 3803
4800 DV Breda
Netherlands
Tel.: (+31) 076 523 02 00
Fax: (+31) 076 521 04 07
e-mail: benelux-info@armstrong.com
www.armstrongceilings.nl

United Kingdom

Armstrong World Industries Ltd
Building Products Division
Armstrong House
38 Market Square
Uxbridge UB8 1NG
United Kingdom
Tel.: 0800 371 849
Fax: +44 1895 274287
e-mail: sales-support@armstrong.com
www.armstrongceilings.co.uk

Republic of Ireland

Armstrong World Industries Ltd.
108 Greenlea Road
Terenure
Co Dublin 6W
Ireland
Tel.: 1800 409002
Tel.: (+353) 1 499 1701
Fax: (+353) 1 490 7061
e-mail: sales-support@armstrong.com
www.armstrongceilings.ie

CENTRAL EUROPE NORTH

(DK/EE/FIN/IS/LT/LV/N/PL/S)

Armstrong Building Products BV
Sp. z o.o. Oddział w Polsce
ul. Domaniewska 37
02-672 Warszawa
Poland
Tel.: (+48) 22 337 86 10/ 86 11
Fax: (+48) 22 337 86 12
e-mail: service-ce@armstrong.com
Latvia: www.armstrong.lv
Lithuania: www.armstrong.lt
Norway: www.armstrong.no
Poland: www.armstrongsuity.pl
Sweden: www.armstrong.se

CENTRAL EUROPE SOUTH

(AL/BA/BG/CZ/HR/HU/KO/MD/ME/MK/RO/RS/SK/SI)

Armstrong Building Products
Lighthouse building,
Jankovcova 1569/2c,
170 00 Praha 7,
Czech Republic
Tel.: +420 725 477 588

e-mail: service-ce@armstrong.com
Czech Republic: www.armstrong.cz
Hungary: www.armstrong.co.hu
Romania: www.armstrong.ro
Serbia: www.armstrong.rs
Slovakia: www.armstrong.sk
Slovenia: www.armstrong.si
www.armstrongceilings.eu

EASTERN EUROPE

CIS

Armstrong Moscow GmbH
Mosfil Imovskaya Street 38A,
Moscow 119285,
Russian Federation
Tel.: +7 (495) 258 5100
Fax: +7 (495) 258 5103
e-mail: info-cis@armstrong.com
Russian Federation:
www.armstrongceilings.ru

MIDDLE EAST / AFRICA / TURKEY

Armstrong World Industries Ltd Africa Middle East Turkey Division

Armstrong House
38 Market Square
Uxbridge UB8 1NG
Tel.: +44 01895 202097
Fax: +44 01895 272928
e-mail: sales-support@armstrong.com
www.armstrong.eu
Israël: www.armstrong.co.il
South Africa:
www.armstrong-ceilings.co.za

Middle East Regional Office, Dubai, UAE & French Speaking Africa

Office No. 2003, 20th Floor
Gold Crest Executive Tower
Jumeirah Lakes Towers
P.O. Box 73831
Dubai, United Arab Emirates
Tel.: +971 4 453 4545
Fax: +971 4 453 4546
info-me@armstrong.com
www.armstrong.ae

Turkey

Armstrong Europa GmbH
Mimar Sinan Mah. Mimar Sinan
Cad. No: 35/2 Cekmekoy
Istanbul
Turkey
Gsm: +90 542 772 49 22
Gsm: +90 544 293 5931
www.armstrong.com.tr
etulpar@armstrong.com